

AUSTRALASIAN HFG STANDARD COMPONENTS

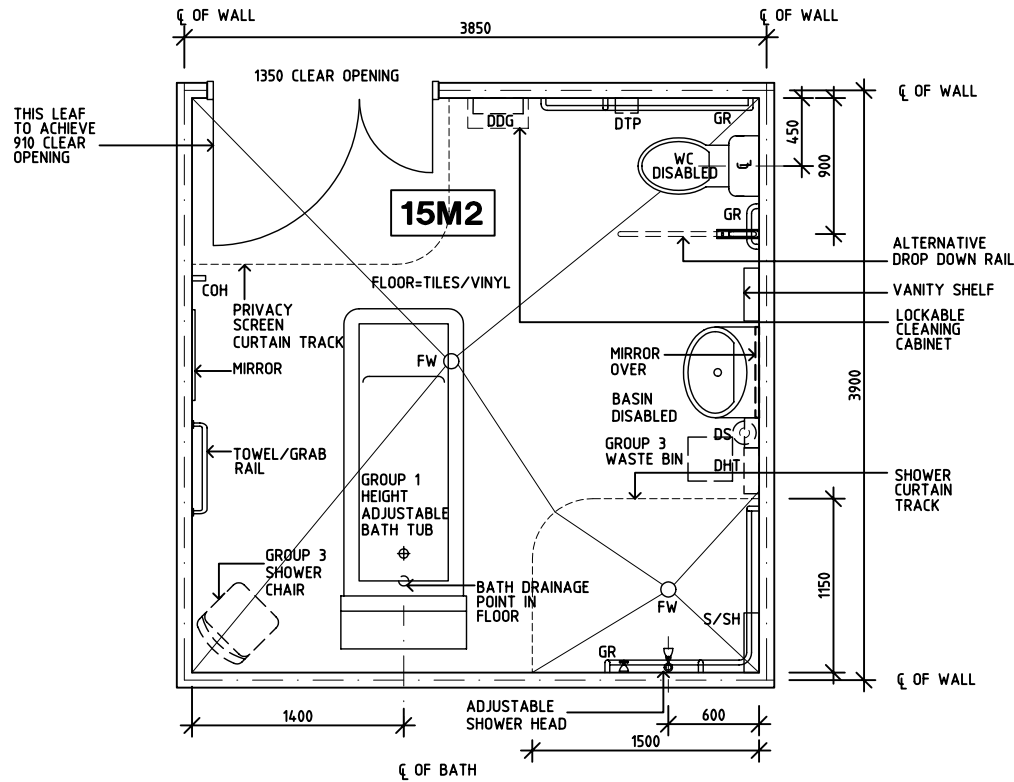
Room Layout Sheet

Room Name **Bathroom**

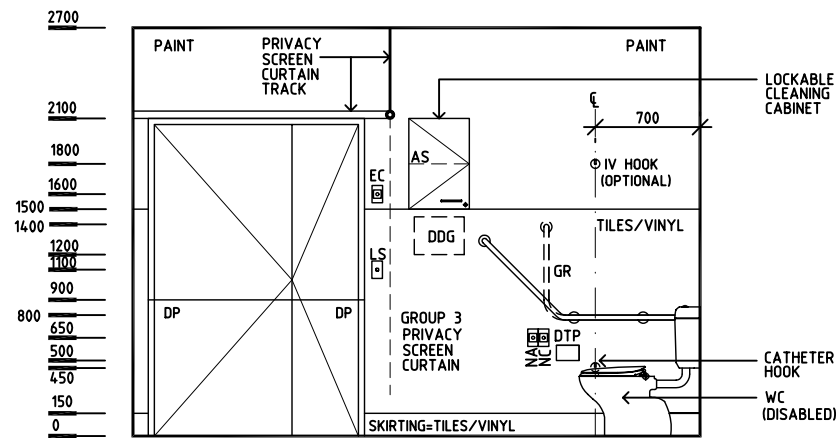
RLS Room Code **BATH**

RDS Room Code **BATH**

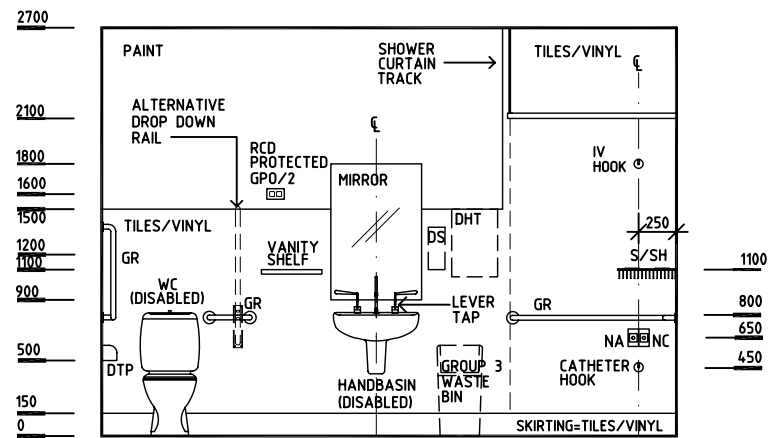
- AS ADJUSTABLE SHELF
- COH COAT HOOK
- DDG DISPENSER-DISPOSABLE GLOVE
- DHT DISPENSER-HAND TOWEL
- DP DOOR AND FRAME PROTECTION
- DS DISPENSER-SOAP
- DTP DISPENSER-TOILET PAPER
- EC EMERGENCY CALL
- FW FLOOR WASTE
- GR GRAB RAIL
- GPO/2 GENERAL PURPOSE OUTLET/DOUBLE
- LS LIGHT SWITCH
- NA NURSE/STAFF ASSIST BUTTON
- NC NURSE CALL
- RCD RESIDUAL CURRENT DEVICE
- S/SH SOAP/SHAMPOO HOLDER
- WC TOILET



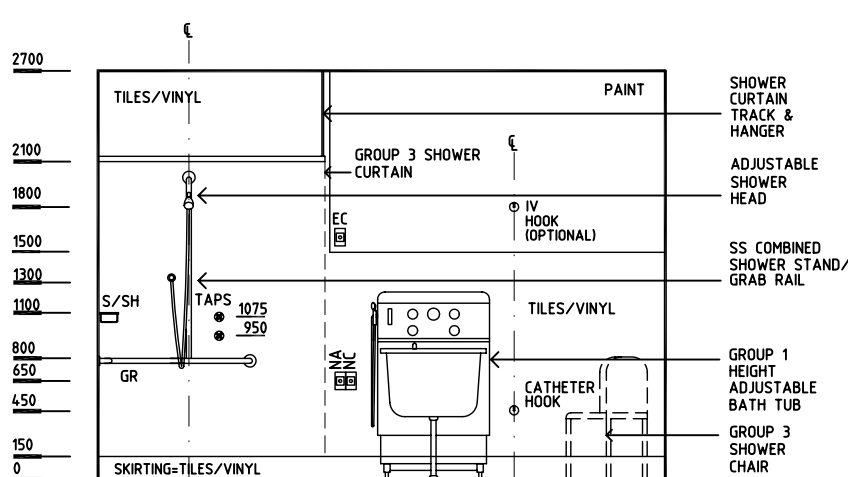
PLAN



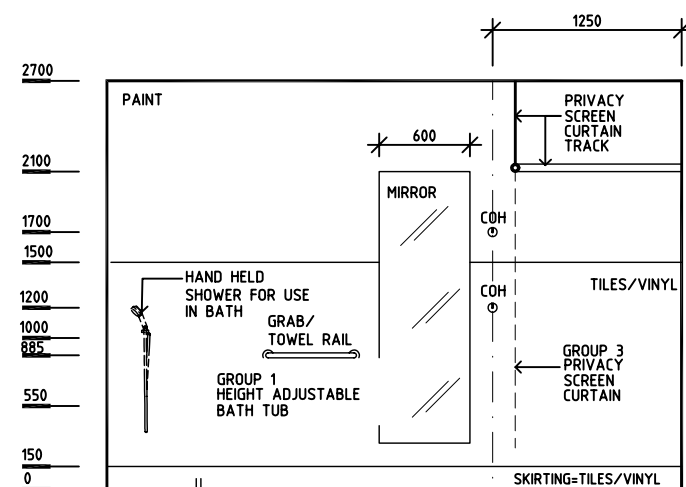
ELEVATION 1



ELEVATION 2



ELEVATION 3



ELEVATION 4

REV	DESCRIPTION	DATE	BY	REV	DESCRIPTION	DATE	BY	REV	DESCRIPTION	DATE	BY
1	FIRST ISSUE	7.10.03	HS								
2	GENERAL REVISION	5.4.05	BJ								
3	GENERAL REVISION	17.5.05	AL								



HPI

DESIGNED	APPROVED	SCALE(S)	ZONE(S)
HS/JMH	DB	1:50 in A3	
CAD FILE NAME		PAPER DRAWING ID	
BATH		BATH	