

# AUSTRALASIAN HFG STANDARD COMPONENTS

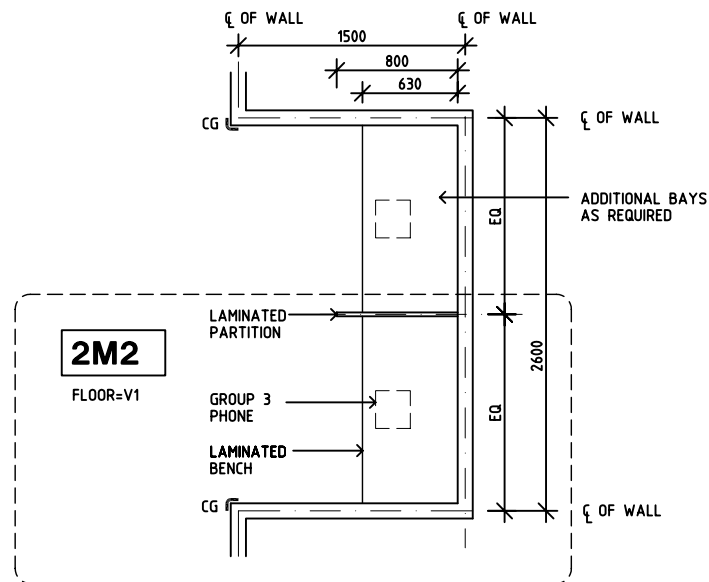
Room Layout Sheet

Room Name **Bay - Public Telephone**

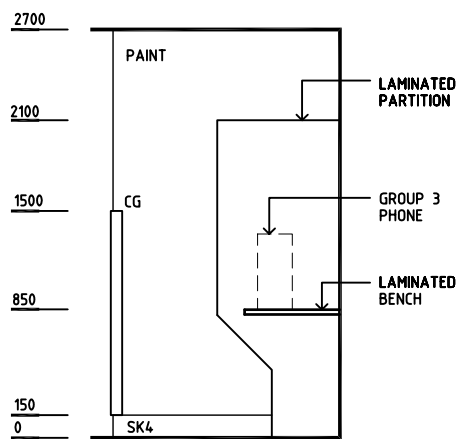
RLS Room Code **BPH**

RDS Room Code **BPH**

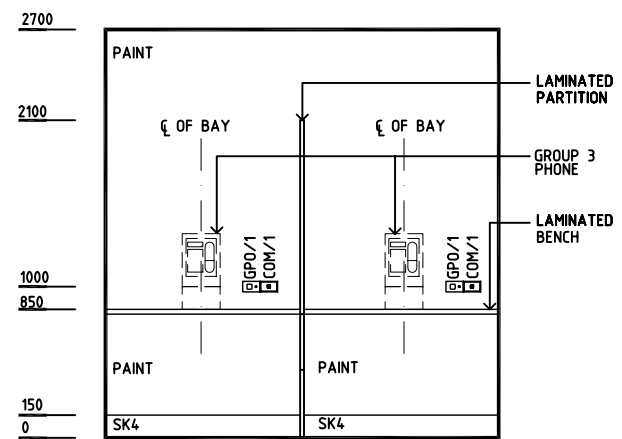
- CG CORNER GUARD
- COM/1 COMMUNICATIONS OUTLET - SINGLE
- GP0/1 GENERAL POWER OUTLET - SINGLE
- SK4 FLOOR VINYL COVED SKIRTING
- V1 VINYL FLOORING, STANDARD



**PLAN**



**ELEVATION 1  
ELEVATION 3 (MIRROR)**



**ELEVATION 2**

REV	DESCRIPTION	DATE	BY	REV	DESCRIPTION	DATE	BY	REV	DESCRIPTION	DATE	BY
1	FIRST ISSUE	11.7.05	HS								
2	SECOND ISSUE - AREA INCREASED	18.4.06	ADS								
3	2008 AUS HFG REVIEW, GENERAL REVISIONS	10.12.08	MT								



DESIGNED	APPROVED	SCALE(S)	ZONE(S)
CC/AL/JH	DB	150 in A3	
CAD FILE NAME BPH		PAPER DRAWING ID BPH	

This document is for advisory purpose only