

AUSTRALASIAN HFG STANDARD COMPONENTS

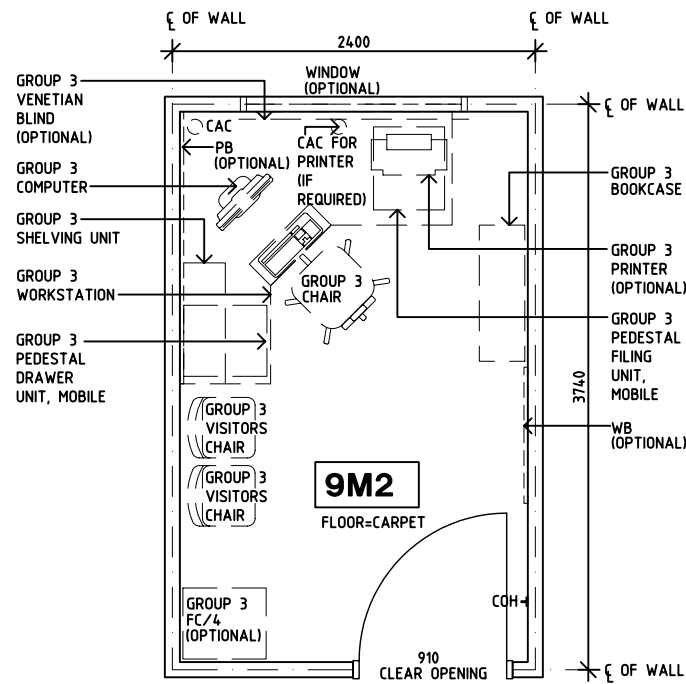
Room Layout Sheet

Room Name **Office - Single Person, 9m2**

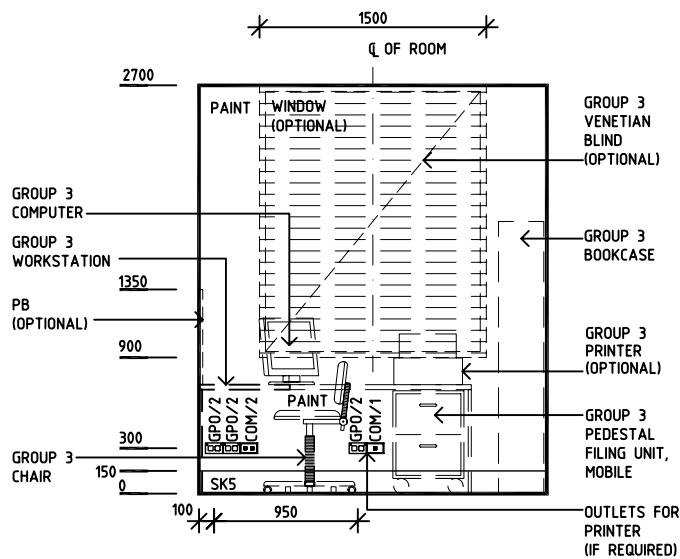
RLS Room Code **OFF-S9**

RDS Room Code **OFF-S9**

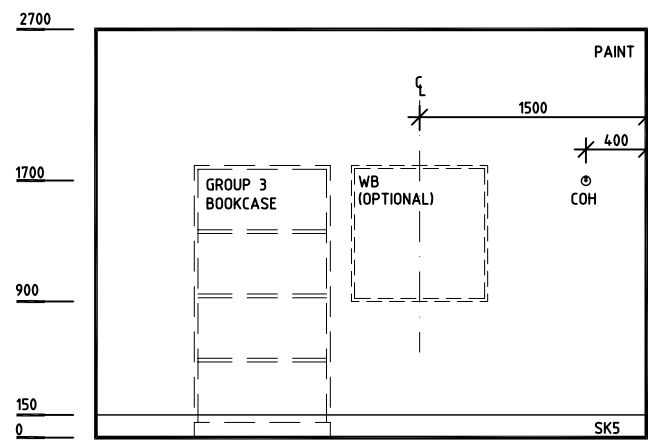
- CAC CABLE ACCESS CAP
- COH COAT HOOK
- COM/1 COMMUNICATION OUTLET - SINGLE
- COM/2 COMMUNICATION OUTLET - DOUBLE
- FC/4 FILING CABINET, 4 DRAWERS
- GP0/2 GENERAL PURPOSE OUTLET - DOUBLE
- LS LIGHT SWITCH
- PB PINBOARD
- SK5 FEATHER EDGE VINYL SKIRTING
- WB WHITEBOARD



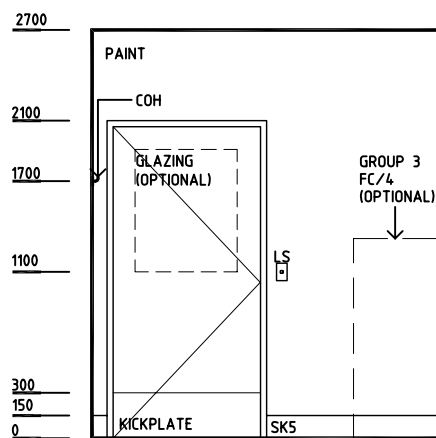
PLAN



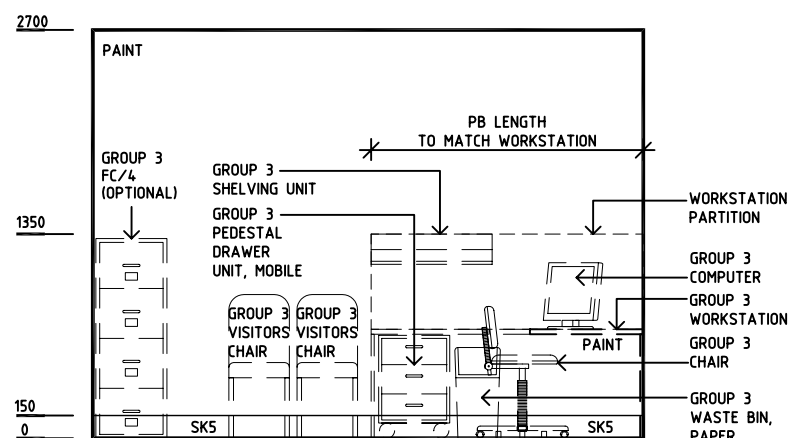
ELEVATION 1



ELEVATION 2



ELEVATION 3



ELEVATION 4

REV	DESCRIPTION	DATE	BY	REV	DESCRIPTION	DATE	BY	REV	DESCRIPTION	DATE	BY
1	FIRST ISSUE	8.12.03	AL	4	2008 AUS HFG REVIEW, GENERAL REVISIONS	10.12.08	CT				
2	GENERAL REVISIONS	18.12.03	BJ								
3	GENERAL REVISIONS	25.5.05	HS								

			DESIGNED	APPROVED	SCALE(S)	ZONE(S)
			AL	DB	150 in A3	
CAD FILE NAME			PAPER DRAWING ID			
OFF-S9			OFF-S9			

This document is for advisory purpose only