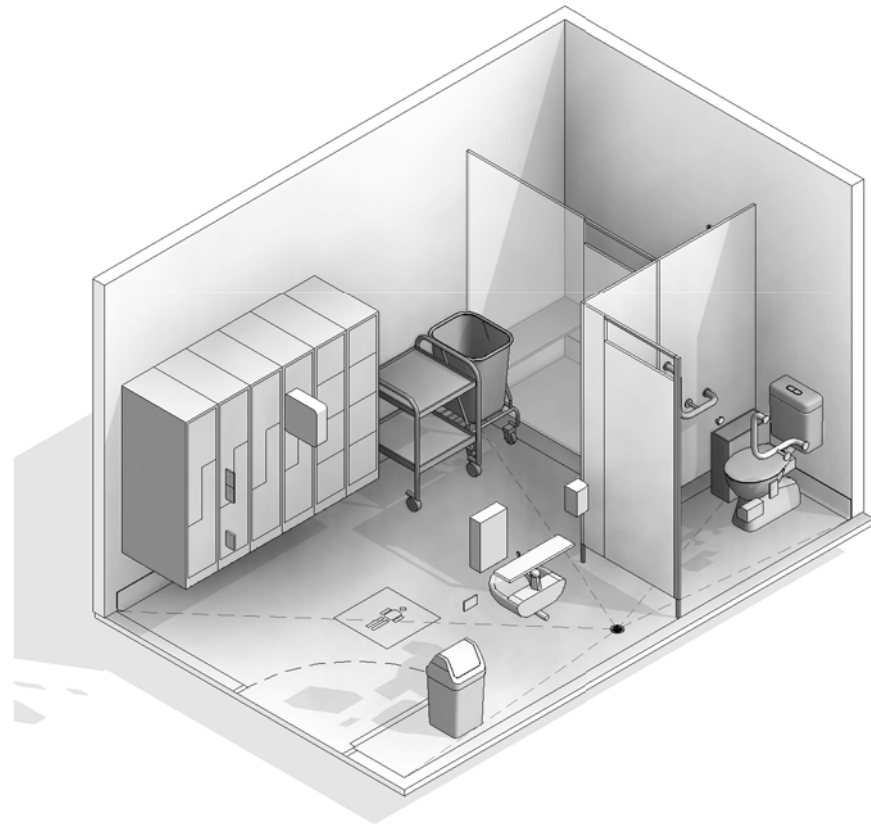
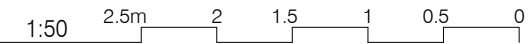


AUSTRALASIAN HFG STANDARD COMPONENTS

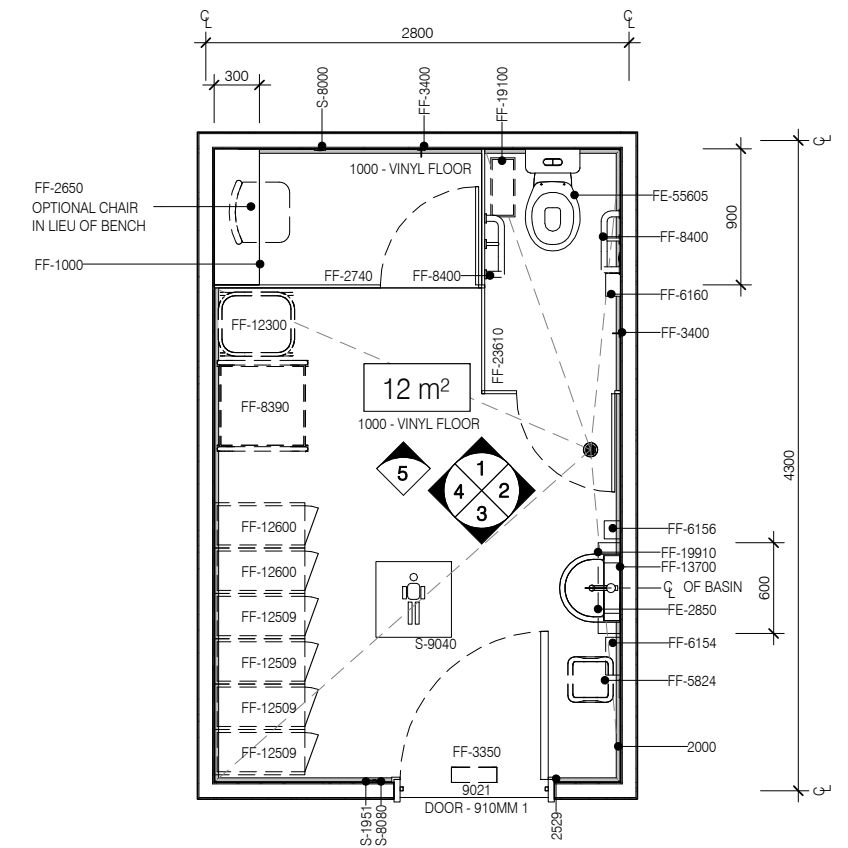
Room Layout Sheet

RLS Room Code: **CHPT-12**

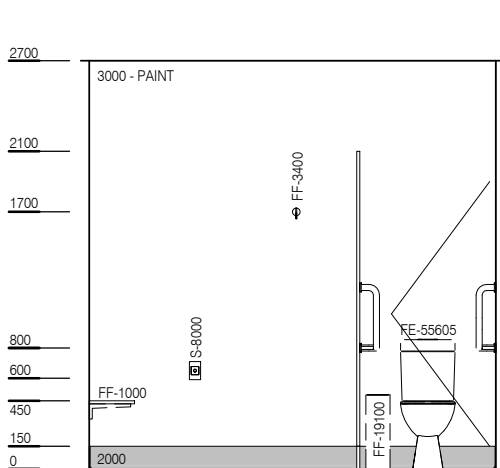
Room Name: **CHANGE ROOM - PATIENT (MALE/FEMALE), 12m²**



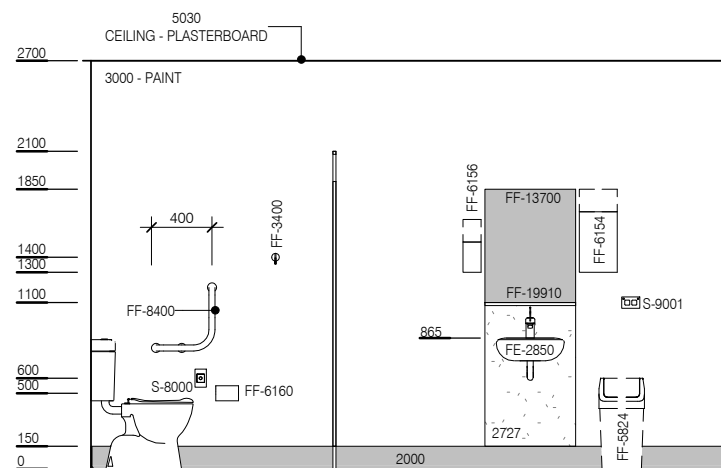
BIM ID	DESCRIPTION
2000	FLOOR VINYL COVED SKIRTING
2529	DOOR PROTECTION FRAME - 2529
2530	DOOR PROTECTION PLATE -2530
2727	SPLASHBACK
FE-2850	BASIN - HANDWASH, TYPE C (WITH VANITY)
FE-55605	TOILET SUITE - PATIENT
FF-1000	BENCH SEAT - WALL HUNG
FF-2650	CHAIR - VISITOR, PATIENT
FF-2740	PARTITION - CHANGE CUBICLE
FF-3350	CLOCK - BATTERY OPERATED FF-3350
FF-3400	COAT HOOK
FF-5824	WASTE BIN, GENERAL
FF-6154	DISPENSER - HAND TOWEL
FF-6156	DISPENSER - SOAP
FF-6160	DISPENSER - TOILET PAPER
FF-8390	TROLLEY - GOWNS
FF-8400	GRAB RAIL WC
FF-12300	LINEN CARRIER - DIRTY, SINGLE
FF-12509	LOCKER - 2 TIER INTERLOCK
FF-12600	LOCKER - 4 TIER
FF-13700	MIRROR
FF-19100	WASTE BIN - SANITARY
FF-19910	SHELF - VANITY
FF-23610	PARTITION - TOILET
S-1951	STAFF ASSIST CALL
S-4033	FLOOR WASTE
S-6200	LIGHT SWITCH
S-8000	PATIENT TO STAFF CALL
S-8080	EMERGENCY CALL
S-9001	GENERAL POWER OUTLET - DOUBLE
S-9040	BODY PROTECTED



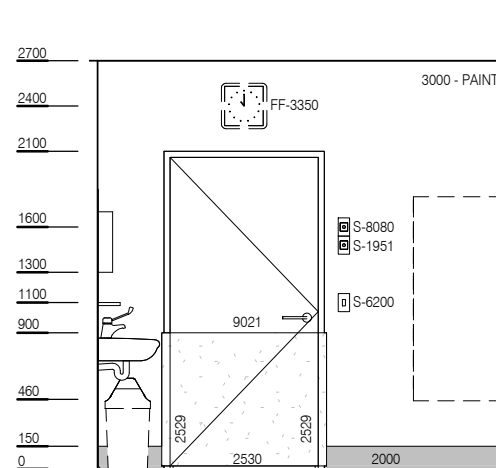
PLAN



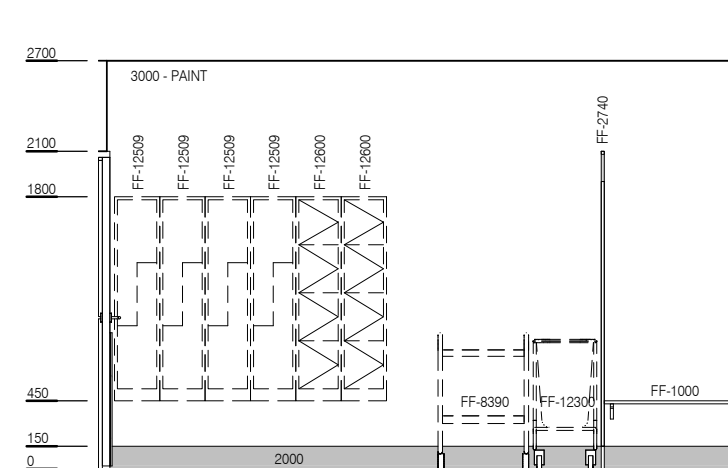
ELEVATION 1



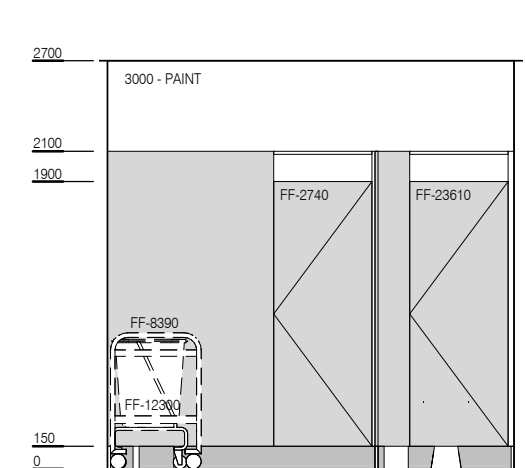
ELEVATION 2



ELEVATION 3



ELEVATION 4



ELEVATION 5 (1 : 50 @ A3)



REV	DESCRIPTION	DATE
1	New Standard Component	01.03.2016

FOR GUIDANCE

SCALE	RLS Room Code	Room Tag	REV
1 : 50 @ A3	CHPT-12	1.261	1