

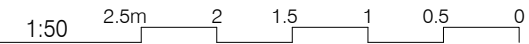
# AUSTRALASIAN HFG STANDARD COMPONENTS

Room Layout Sheet

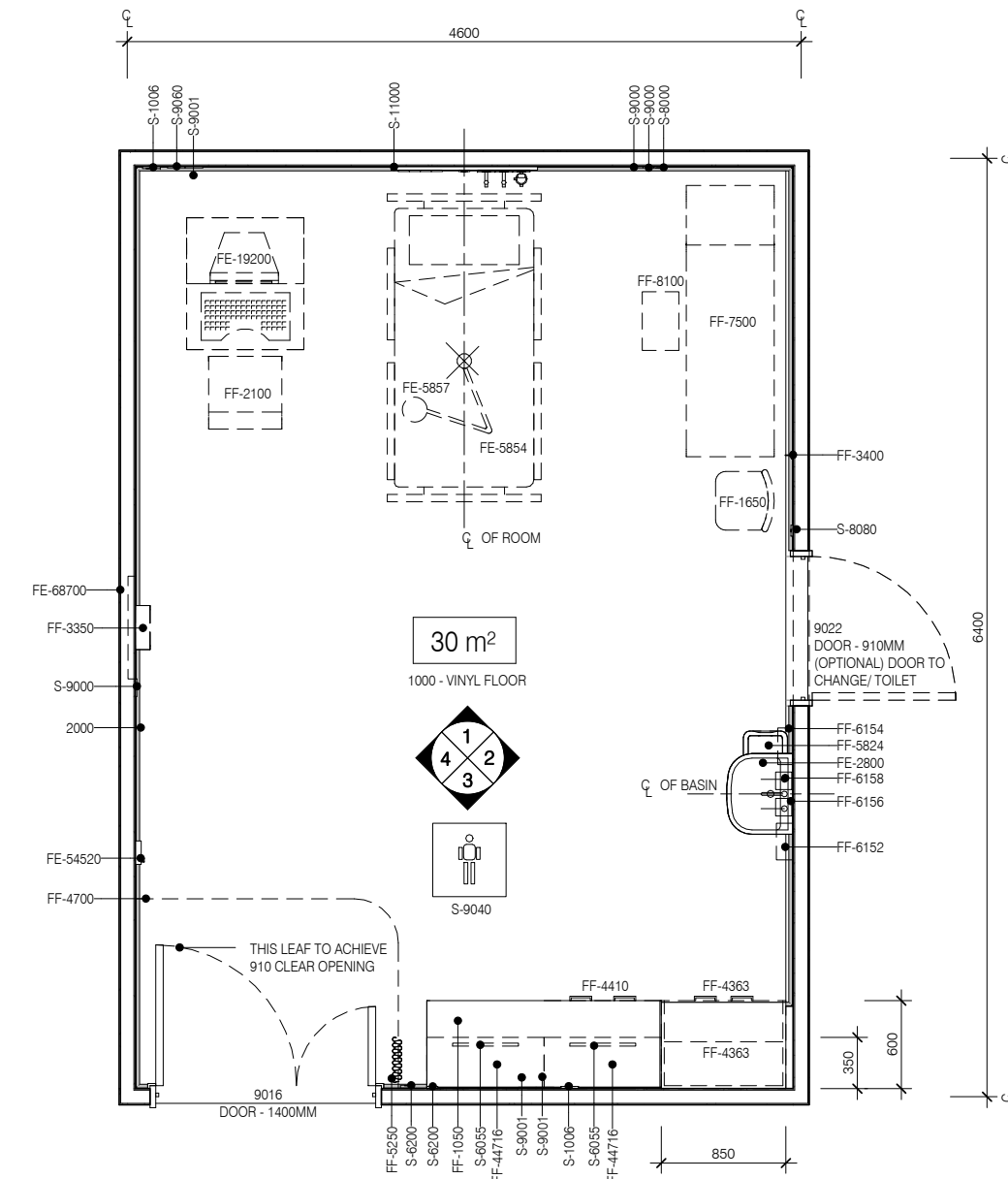
RLS Room Code: **ECHO**

Room Name:

**ECHOCARDIOGRAPHY - TRANS-OESOPHAGEAL**



BIMID	DESCRIPTION
2000	FLOOR VINYL COVERED SKIRTING
3060	WALL VINYL - 3060
8010	DOOR PROTECTION
8040	DOOR PROTECTION - FRAME
FE-2800	BASIN - HANDWASH, TYPE B
FE-5854	BED - ICU, ELECTRIC + PATIENT MATTRESS
FE-5857	LIGHT PROCEDURE - SMALL CEILING MOUNTED
FE-19200	IMG - ECHOCARDIOGRAPHY MACHINE
FE-54520	TELEPHONE - STANDARD - WALL MOUNTED HANDSFREE
FF-150	AIR FLOWMETER
FF-1050	BENCHTOP - LAMINATE
FF-1650	CHAIR - CLIENT
FF-2100	CHAIR - ERGONOMIC OFFICE
FF-3350	CLOCK - BATTERY OPERATED FF-3350
FF-3400	COAT HOOK
FF-4363	CUPBOARD - DBL FULL HEIGHT 850w, 600D
FF-4410	CUPBOARD - UNDER BENCH DOUBLE - 800W X 870H X 600D
FF-4700	CURTAIN TRACK - PRIVACY SCREEN 90DEG
FF-5250	CURTAIN - PRIVACY SCREEN
FF-5824	WASTE BIN, GENERAL
FF-6152	DISPENSER - DISPOSABLE GLOVES
FF-6154	DISPENSER - HAND TOWEL
FF-6156	DISPENSER - SOAP
FF-6158	DISPENSER - SOAP ANTISEPTIC
FF-7500	EXAMINATION COUCH - MOBILE
FF-8100	FOOT STOOL
FF-16250	OXYGEN FLOWMETER
FF-21950	SUCTION ADAPTER
FF-44716	CUPBOARD - OVERHEAD DOUBLE 800W X 600H X 350D
S-1006	VOICE DATA OUTLET - DOUBLE
S-1951	STAFF ASSIST CALL
S-6055	SPECIAL TASK LIGHT, BUILT-IN
S-6200	LIGHT SWITCH
S-7000	MEDICAL GAS OUTLET - OXYGEN
S-7020	MEDICAL GAS OUTLET - MEDICAL AIR
S-7040	MEDICAL GAS OUTLET - SUCTION
S-8000	PATIENT TO STAFF CALL
S-8080	EMERGENCY CALL
S-9000	GENERAL POWER OUTLET - SINGLE
S-9000	GENERAL POWER OUTLET - SINGLE
S-9001	GENERAL POWER OUTLET - DOUBLE
S-9010	EMERGENCY POWER OUTLET - SINGLE
S-9040	BODY PROTECTED
S-9060	GENERAL POWER OUTLET - SPECIAL FOR EQUIPMENT



PLAN



REV	DESCRIPTION	DATE
3	This RLS has been redocumented	01.03.2016

FOR GUIDANCE

SCALE	RLS Room Code	Room Tag	REV
1 : 50 @ A3	ECHO	1.096.1	3

# AUSTRALASIAN HFG STANDARD COMPONENTS

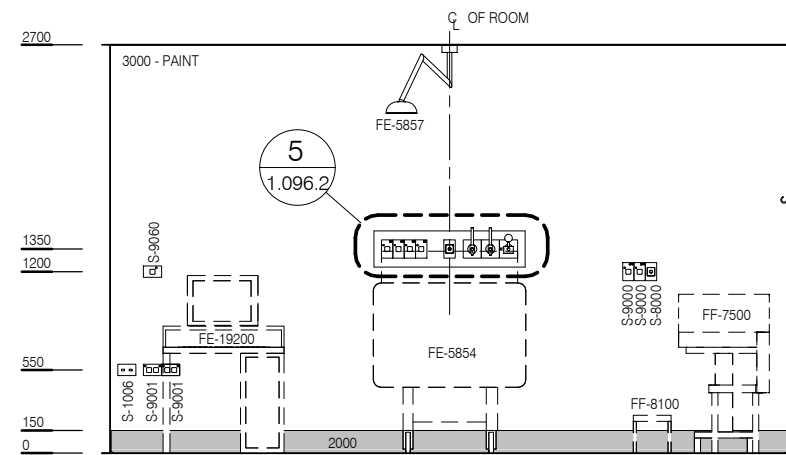
Room Layout Sheet

RLS Room Code: **ECHO**

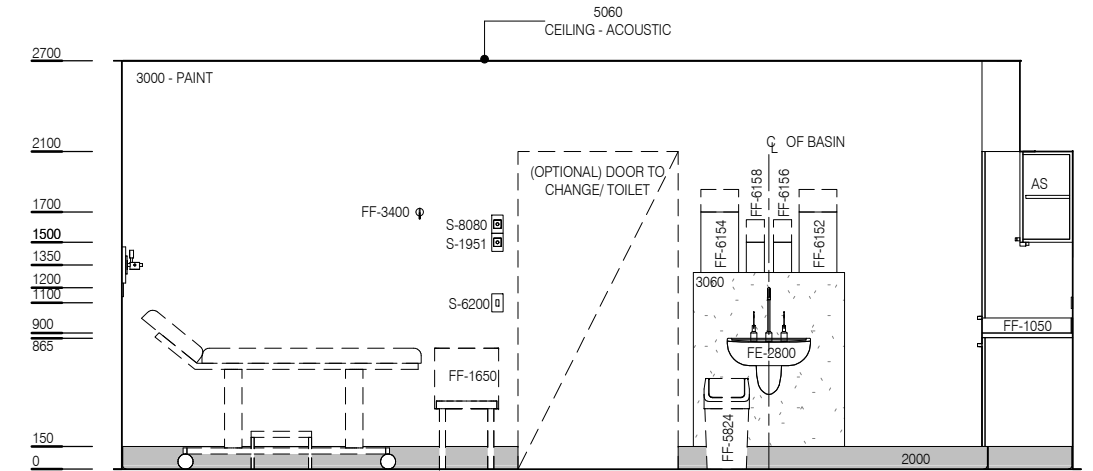
1:50 2.5m 2 1.5 1 0.5 0

Room Name: **ECHOCARDIOGRAPHY - TRANS-OESOPHAGEAL**

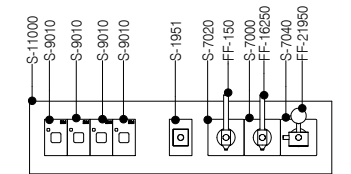
BIMID	DESCRIPTION
2000	FLOOR VINYL COVERED SKIRTING
3060	WALL VINYL - 3060
8010	DOOR PROTECTION
8040	DOOR PROTECTION - FRAME
FE-2800	BASIN - HANDWASH, TYPE B
FE-5854	BED - ICU, ELECTRIC + PATIENT MATTRESS
FE-5857	LIGHT PROCEDURE - SMALL CEILING MOUNTED
FE-19200	IMG - ECHOCARDIOGRAPHY MACHINE
FE-54520	TELEPHONE - STANDARD - WALL MOUNTED HANDSFREE
FF-150	AIR FLOWMETER
FF-1050	BENCHTOP - LAMINATE
FF-1650	CHAIR - CLIENT
FF-2100	CHAIR - ERGONOMIC OFFICE
FF-3350	CLOCK - BATTERY OPERATED_FF-3350
FF-3400	COAT HOOK
FF-4363	CUPBOARD - DBL FULL HEIGHT 850w, 600D
FF-4410	CUPBOARD - UNDER BENCH DOUBLE - 800W X 870H X 600D
FF-4700	CURTAIN TRACK - PRIVACY SCREEN 90DEG
FF-5250	CURTAIN - PRIVACY SCREEN
FF-5824	WASTE BIN, GENERAL
FF-6152	DISPENSER - DISPOSABLE GLOVES
FF-6154	DISPENSER - HAND TOWEL
FF-6156	DISPENSER - SOAP
FF-6158	DISPENSER - SOAP ANTISEPTIC
FF-7500	EXAMINATION COUCH - MOBILE
FF-8100	FOOT STOOL
FF-16250	OXYGEN FLOWMETER
FF-21950	SUCTION ADAPTER
FF-44716	CUPBOARD - OVERHEAD DOUBLE 800W X 600H X 350D
S-1006	VOICE DATA OUTLET - DOUBLE
S-1951	STAFF ASSIST CALL
S-6055	SPECIAL TASK LIGHT, BUILT-IN
S-6200	LIGHT SWITCH
S-7000	MEDICAL GAS OUTLET - OXYGEN
S-7020	MEDICAL GAS OUTLET - MEDICAL AIR
S-7040	MEDICAL GAS OUTLET - SUCTION
S-8000	PATIENT TO STAFF CALL
S-8080	EMERGENCY CALL
S-9000	GENERAL POWER OUTLET - SINGLE
S-9000	GENERAL POWER OUTLET - SINGLE
S-9001	GENERAL POWER OUTLET - DOUBLE
S-9010	EMERGENCY POWER OUTLET - SINGLE
S-9040	BODY PROTECTED
S-9060	GENERAL POWER OUTLET - SPECIAL FOR EQUIPMENT



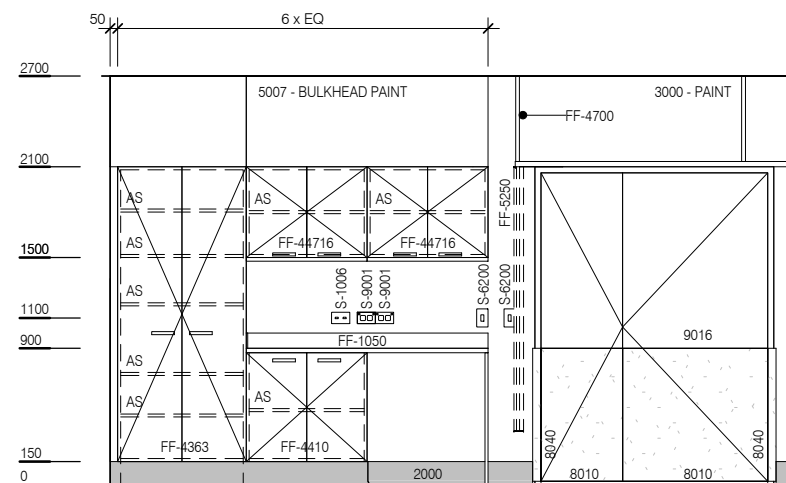
ELEVATION 1



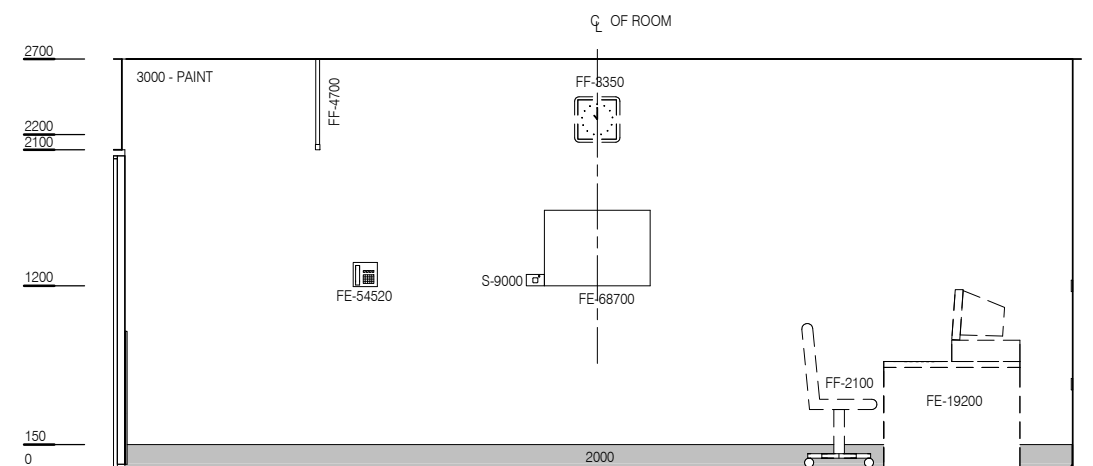
ELEVATION 2



ELEVATION 5 ( 1 : 25 @ A3)



ELEVATION 3



ELEVATION 4



REV	DESCRIPTION	DATE
3	This RLS has been redocumented	01.03.2016

FOR GUIDANCE

SCALE	RLS Room Code	Room Tag	REV
1 : 50 @ A3	ECHO	1.096.2	3