

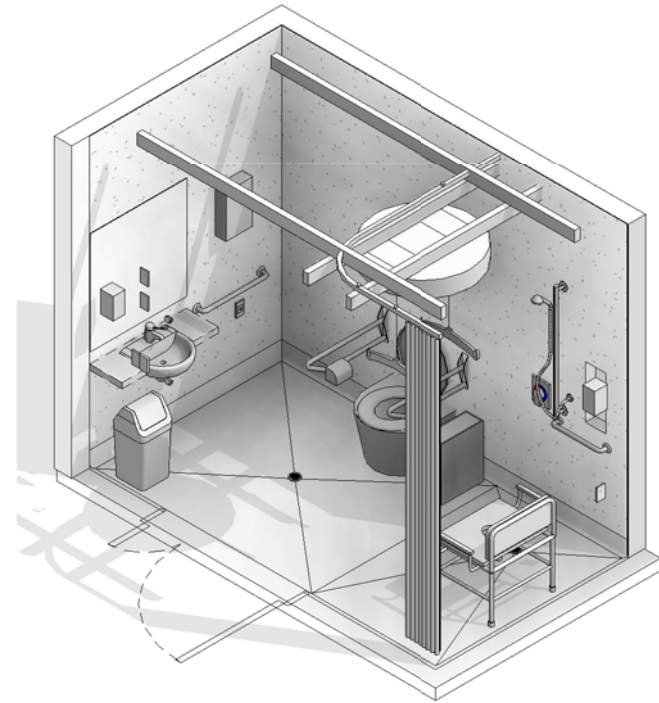
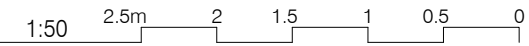
AUSTRALASIAN HFG STANDARD COMPONENTS

Room Layout Sheet

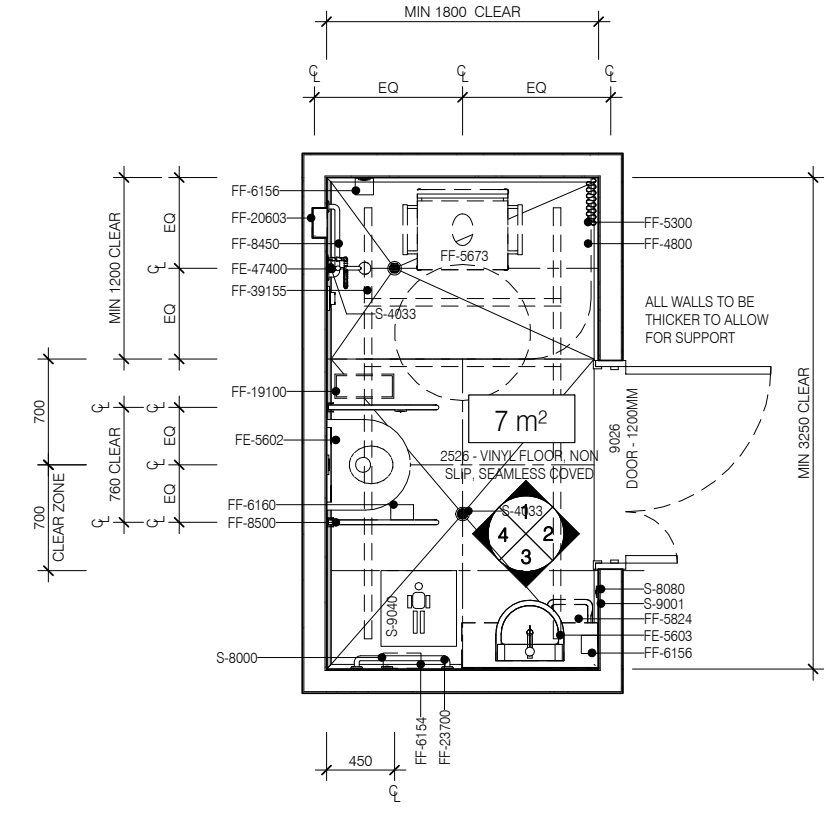
RLS Room Code: **ENS-BA**

Room Name:

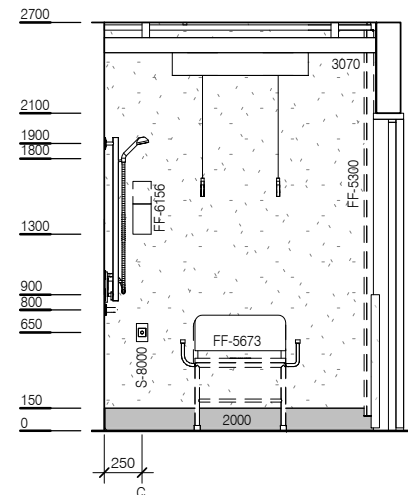
ENSUITE - BARIATRIC, 7m²



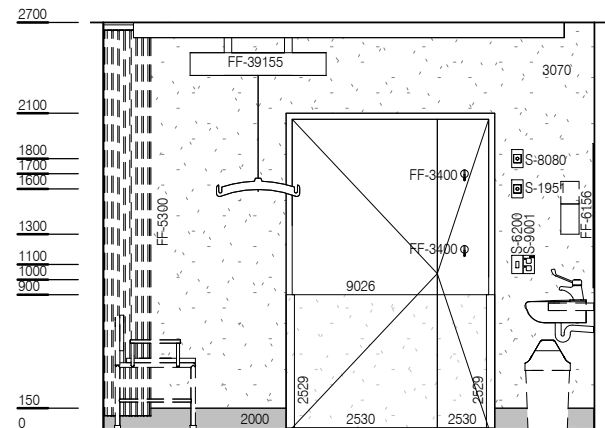
CODE	DESCRIPTION
2000	FLOOR VINYL COVERED SKIRTING
2529	DOOR PROTECTION FRAME - 2529
2530	DOOR PROTECTION PLATE - 2530
3070	WALL VINYL FULL HEIGHT
FE-5602	TOILET SUITE - BARIATRIC
FE-5603	BASIN - ENSUITE
FE-40406	TAPWARE - SHOWER MIXER
FE-47400	SHOWER - HAND-HELD
FF-4800	CURTAIN TRACK - SHOWER
FF-5300	CURTAIN - SHOWER
FF-5673	BARIATRIC SHOWER SEAT
FF-5824	WASTE BIN, GENERAL
FF-6154	DISPENSER - HAND TOWEL
FF-6156	DISPENSER - SOAP
FF-6160	DISPENSER - TOILET PAPER
FF-8450	GRAB RAIL - SHOWER
FF-8500	GRABRAIL - WC, HINGED
FF-13700	MIRROR
FF-19100	WASTE BIN - SANITARY
FF-20603	SOAP SHAMPOO HOLDER - RECESSED
FF-23700	TOWEL RAIL
FF-39155	PATIENT LIFTER - CEILING MOUNTED
S-1951	STAFF ASSIST CALL
S-4033	FLOOR WASTE
S-8000	PATIENT TO STAFF CALL
S-8070	PATIENT CALL PENDANT
S-8080	EMERGENCY CALL
S-9001	GENERAL POWER OUTLET - DOUBLE
S-9040	BODY PROTECTED



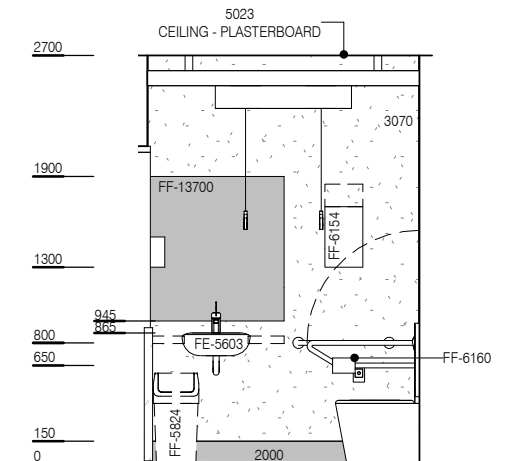
PLAN



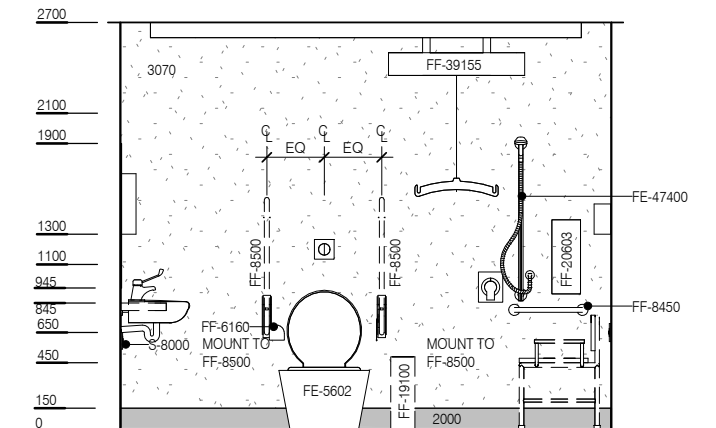
ELEVATION 1



ELEVATION 2



ELEVATION 3



ELEVATION 4



REV	DESCRIPTION	DATE
1	New Standard Component	01.03.2016

FOR GUIDANCE

SCALE	RLS Room Code	Room Tag	REV
1 : 50 @ A3	ENS-BA	1.252	1