

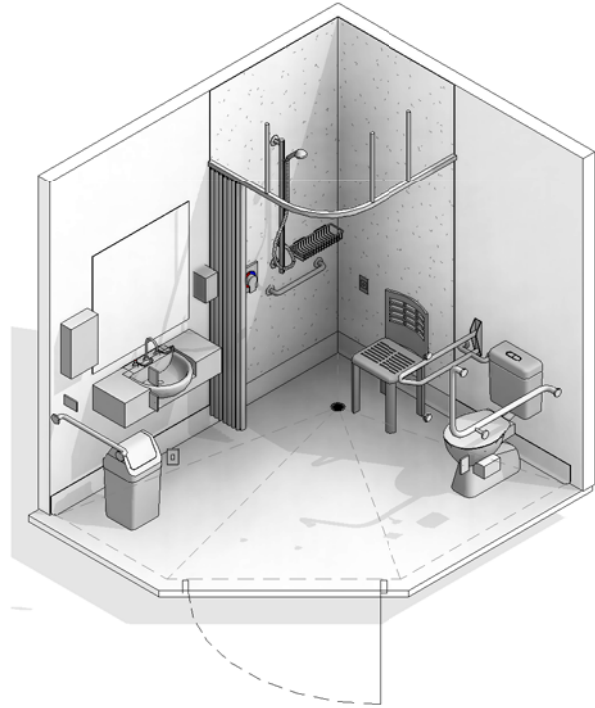
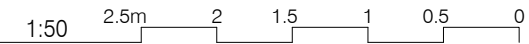
AUSTRALASIAN HFG STANDARD COMPONENTS

Room Layout Sheet

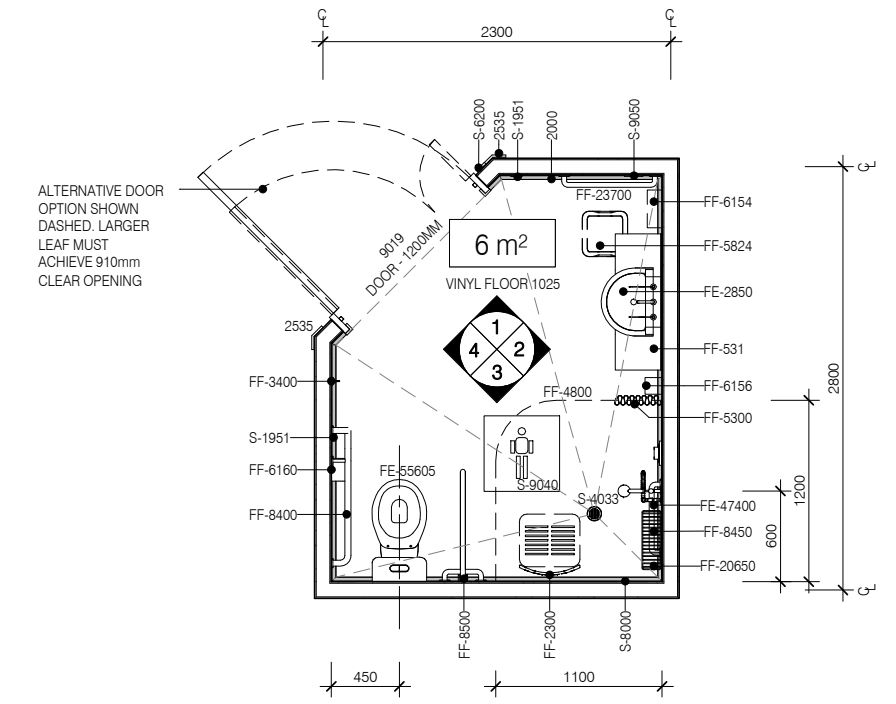
RLS Room Code: **ENS-SP**

Room Name:

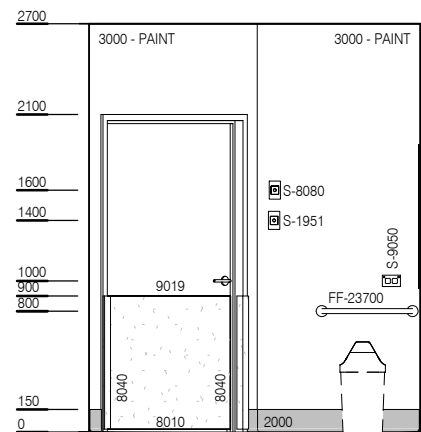
ENSUITE - SPECIAL, 6m²



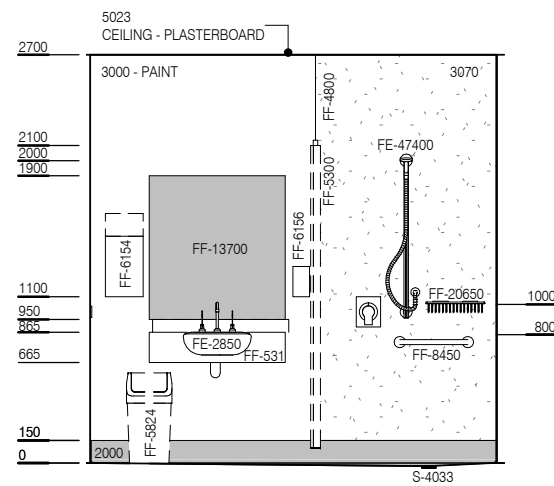
BIMID	DESCRIPTION
2000	FLOOR VINYL COVERED SKIRTING
3070	WALL VINYL FULL HEIGHT
8010	DOOR PROTECTION
8040	DOOR PROTECTION - FRAME
FE-2850	BASIN - HANDWASH, TYPE C
FE-40406	TAPWARE - SHOWER MIXER
FE-47400	SHOWER - HAND-HELD
FE-55605	TOILET SUITE - PATIENT
FF-531	VANITY
FF-2300	CHAIR SHOWER
FF-3400	COAT HOOK
FF-4800	CURTAIN TRACK - SHOWER
FF-5300	CURTAIN - SHOWER
FF-5824	WASTE BIN, GENERAL
FF-6154	DISPENSER - HAND TOWEL
FF-6156	DISPENSER - SOAP
FF-6160	DISPENSER - TOILET PAPER
FF-8400	GRAB RAIL WC
FF-8450	GRAB RAIL - SHOWER
FF-8500	GRABRAIL - WC, HINGED
FF-13700	MIRROR
FF-20650	SOAP, SHAMPOO HOLDER
FF-23700	TOWEL RAIL
S-1951	STAFF ASSIST CALL
S-4033	FLOOR WASTE
S-6200	LIGHT SWITCH
S-8000	PATIENT TO STAFF CALL
S-8080	EMERGENCY CALL
S-9040	BODY PROTECTED
S-9050	GENERAL POWER OUTLET - DOUBLE (RCD PROTECTED)



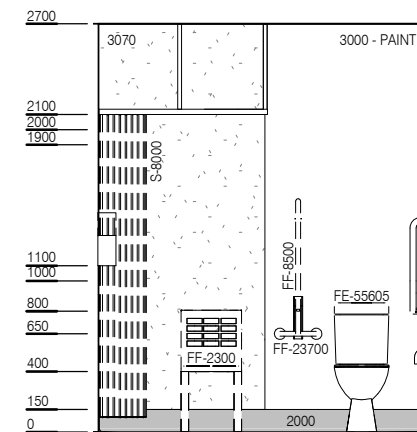
PLAN



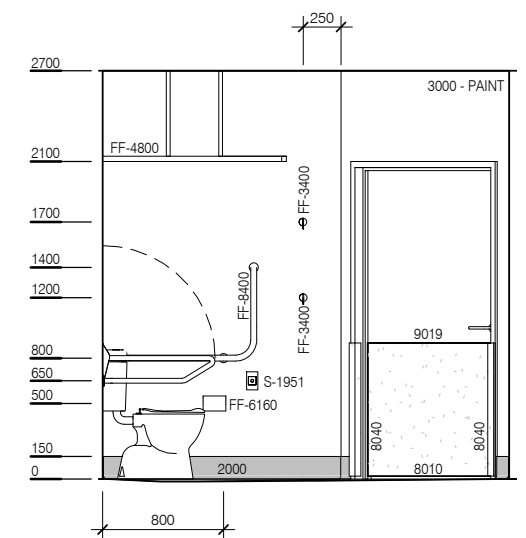
ELEVATION 1



ELEVATION 2



ELEVATION 3



ELEVATION 4



REV	DESCRIPTION	DATE
4	This RLS has been redocumented	01.03.2016

FOR GUIDANCE

SCALE	RLS Room Code	Room Tag	REV
1 : 50 @ A3	ENS-SP	1.002	4