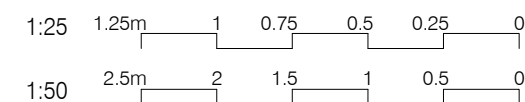


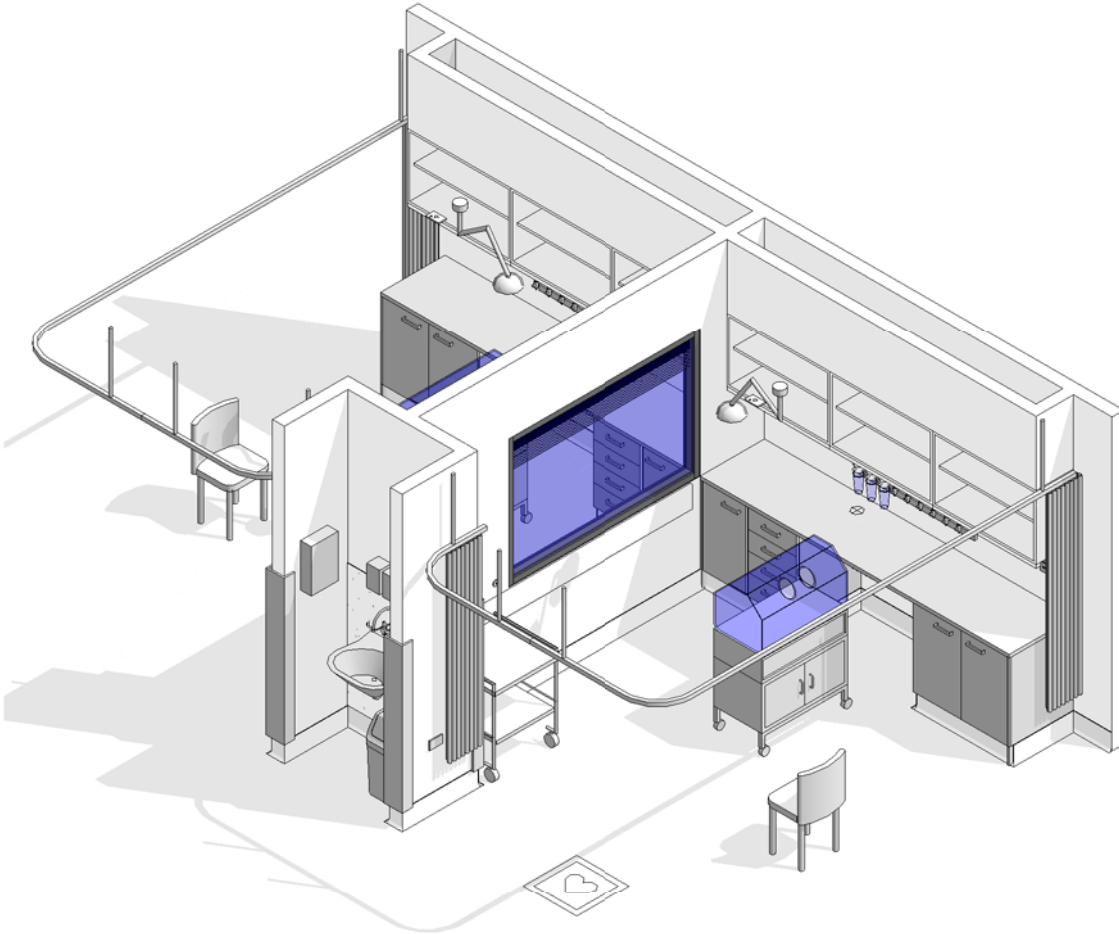
AUSTRALASIAN HFG STANDARD COMPONENTS

Room Layout Sheet

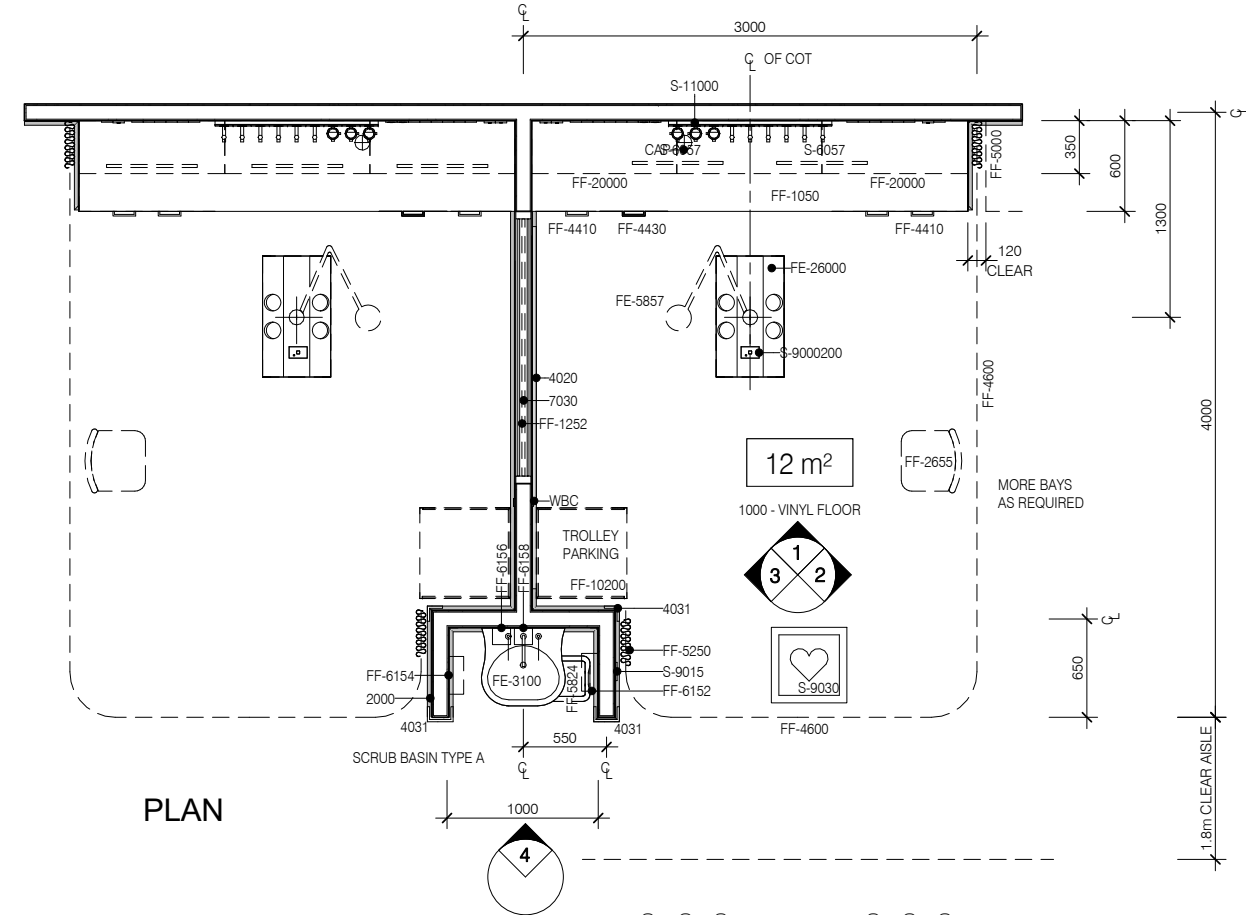
RLS Room Code: **NBICU**



Room Name: **NEONATAL BAY - INTENSIVE CARE, 12m²**

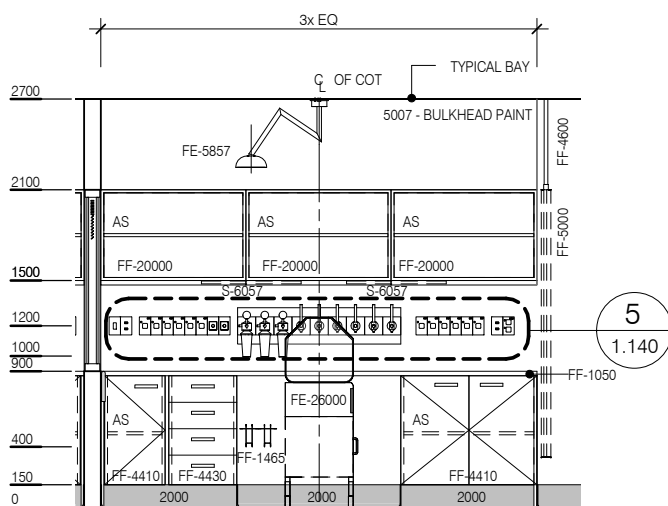


BIMID	DESCRIPTION
2000	FLOOR VINYL COVERED SKIRTING
3060	WALL VINYL - 3060
4020	WALL PROTECTION - CRASH RAIL 4020
4031	CORNER GUARD 4031
7030	OBSERVATION
FE-3100	BASIN - SCRUB, TYPE A
FE-5857	LIGHT PROCEDURE - SMALL CEILING MOUNTED
FE-26000	HUMIDICRIB
FF-150	AIR FLOWMETER
FF-1050	BENCHTOP - LAMINATE
FF-1252	BLIND - VENETIAN INTEGRAL
FF-1465	BRACKET - SUCTION BOTTLE
FF-2655	CHAIR - VISITOR
FF-4410	CUPBOARD - UNDERBENCH
FF-4430	CUPBOARD DRAWER UNITS 450W
FF-4600	CURTAIN TRACK - BED SCREEN
FF-5000	CURTAIN - BED SCREEN
FF-5250	CURTAIN - PRIVACY SCREEN
FF-5824	WASTE BIN, GENERAL
FF-6152	DISPENSER - DISPOSABLE GLOVES
FF-6154	DISPENSER - HAND TOWEL
FF-6156	DISPENSER - SOAP
FF-6158	DISPENSER - SOAP ANTISEPTIC
FF-10200	TROLLEY - INSTRUMENT
FF-16250	OXYGEN FLOWMETER
FF-20000	ADJUSTABLE SHELVES
FF-21950	SUCTION ADAPTER
FF-22000	SUCTION BOTTLE
S-1006	VOICE DATA OUTLET - DOUBLE
S-1951	STAFF ASSIST CALL
S-6057	SPECIAL TASK LIGHT, BUILT-IN 600mm LONG
S-6200	LIGHT SWITCH
S-7000	MEDICAL GAS OUTLET - OXYGEN
S-7020	MEDICAL GAS OUTLET - MEDICAL AIR
S-7040	MEDICAL GAS OUTLET - SUCTION
S-8080	EMERGENCY CALL
S-9010	EMERGENCY POWER OUTLET - SINGLE
S-9015	GENERAL POWER OUTLET - CLEANER
S-9030	CARDIAC PROTECTED
S-11000	MEDICAL SERVICES PANEL
S-9000200	GENERAL POWER OUTLET - SPECIAL MOUNT ON CEILING
S-9001650	GENERAL POWER OUTLET - DOUBLE (RCD PROTECTED)

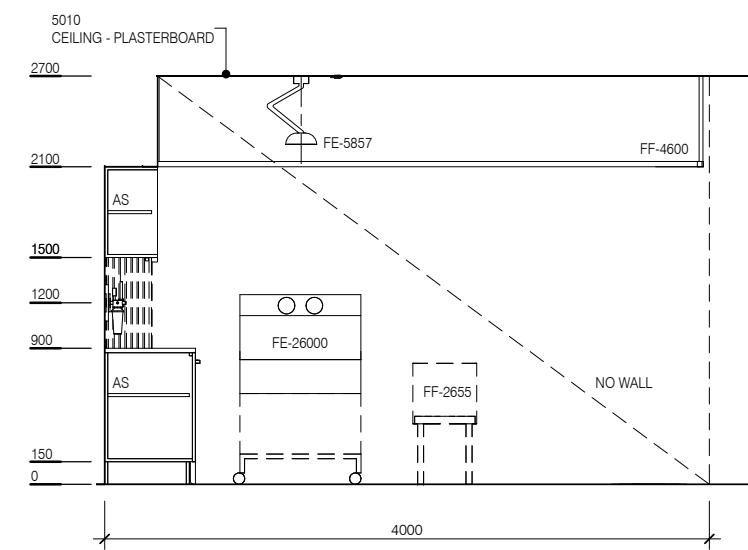


PLAN

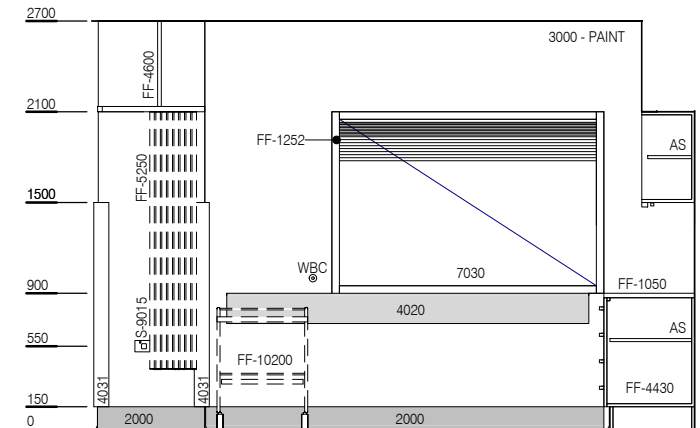
ELEVATION 5
(1:25 @ A3)



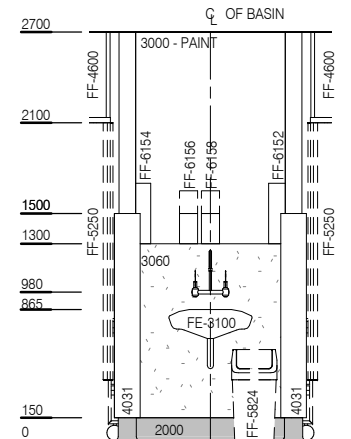
ELEVATION 1



ELEVATION 2



ELEVATION 3



ELEVATION 4



REV	DESCRIPTION	DATE
2	This RLS has been redocumented	01.03.2016

FOR GUIDANCE

SCALE	RLS Room Code	Room Tag	REV
1 : 50 @ A3	NBICU	1.140	2