

AUSTRALASIAN HFG STANDARD COMPONENTS

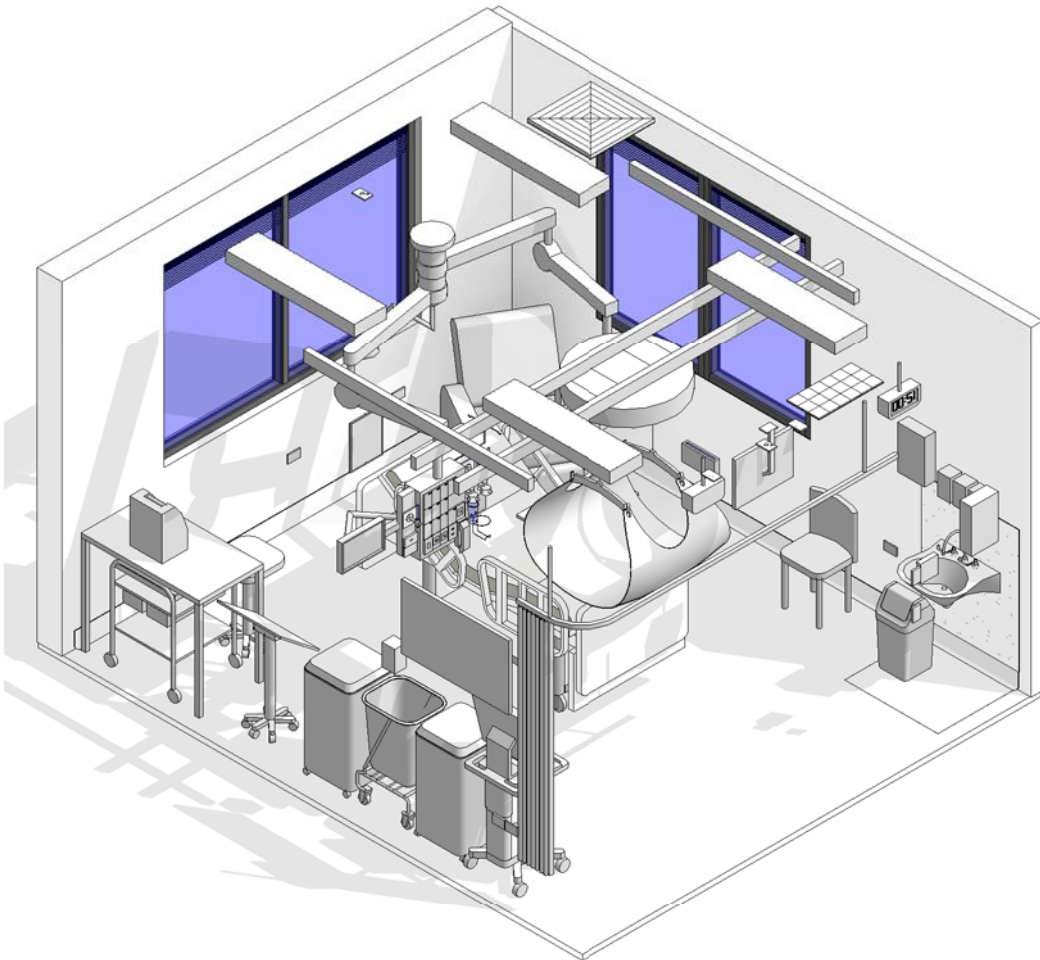
Room Layout Sheet

RLS Room Code: **PBCE-20**

1:50 2.5m 2 1.5 1 0.5 0

Room Name:

PATIENT BAY - CRITICAL (ENCLOSED), 20m²

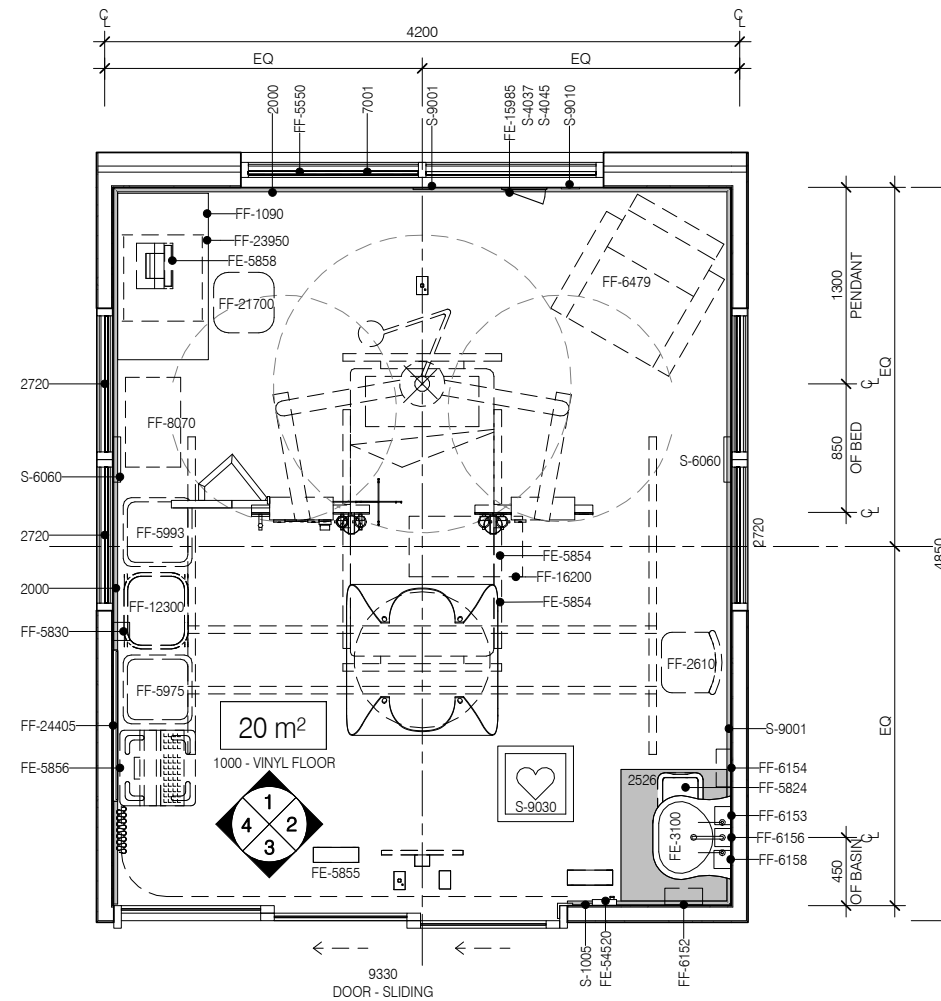


PBCE-20 PENDANT 1-A		
BIM ID	DESCRIPTION	Count
FF-150	AIR FLOWMETER	1
FF-1465	BRACKET - SUCTION BOTTLE	1
FF-16250	OXYGEN FLOWMETER	2
FF-21950	SUCTION ADAPTER	2
FF-22000	SUCTION BOTTLE	1
S-1006	VOICE DATA OUTLET - DOUBLE	1
S-1120	MONITOR COMMUNICATION OUTLET	1
S-1951	STAFF ASSIST CALL	1
S-2089	GENERAL POWER OUTLET - UPS	1
S-6200	LIGHT SWITCH	1
S-7000	MEDICAL GAS OUTLET - OXYGEN	2
S-7020	MEDICAL GAS OUTLET - MEDICAL AIR	1
S-7040	MEDICAL GAS OUTLET - SUCTION	2
S-9000	PATIENT TO STAFF CALL	1
S-8005	PATIENT CALL HANDSET	1
S-8080	EMERGENCY CALL	1
S-9000	GENERAL POWER OUTLET - SINGLE	6
S-9010	EMERGENCY POWER OUTLET - SINGLE	1
S-9010	EMERGENCY POWER OUTLET - SINGLE	4

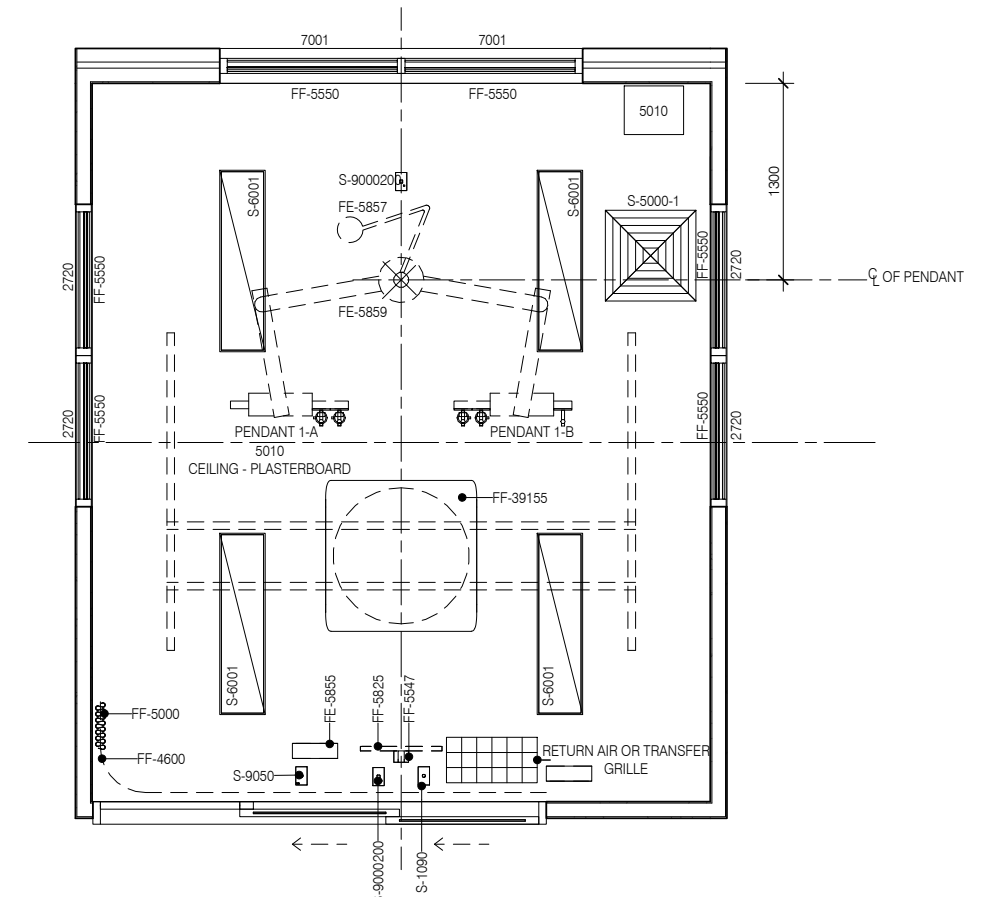
PBCE-20 PENDANT 1-B		
BIM ID	DESCRIPTION	Count
FF-150	AIR FLOWMETER	1
FF-1465	BRACKET - SUCTION BOTTLE	1
FF-16250	OXYGEN FLOWMETER	2
FF-21950	SUCTION ADAPTER	2
FF-22000	SUCTION BOTTLE	1
S-1006	VOICE DATA OUTLET - DOUBLE	1
S-2089	GENERAL POWER OUTLET - UPS	1
S-7000	MEDICAL GAS OUTLET - OXYGEN	2
S-7020	MEDICAL GAS OUTLET - MEDICAL AIR	1
S-7040	MEDICAL GAS OUTLET - SUCTION	2
S-9000	GENERAL POWER OUTLET - SINGLE	6
S-9010	EMERGENCY POWER OUTLET - SINGLE	5

BIM ID	DESCRIPTION
2000	FLOOR VINYL COVERED SKIRTING
2526	VINYL FLOORING, NON-SLIP 2526
2527	WALL SPLASHBACK
2535	WALL PROTECTION - 2535
2720	INTERNAL WINDOW, DOUBLE GLAZED, TO PARTITION WALLS WITH INTERNAL BLINDS
7001	WINDOWS
FE-3100	BASIN - SCRUB, TYPE A
FE-5854	BED - ICU, ELECTRIC + PATIENT MATTRESS
FE-5855	CLOCK - ELECTRIC
FE-5856	COMPUTER ON WHEELS
FE-5857	LIGHT PROCEDURE - SMALL CEILING MOUNTED
FE-5858	INFUSION PUMP
FE-5859	SERVICES PENDANT - 2 ARM
FE-15985	DIALYSIS STATION
FE-36050	PENDANT MOUNTED MONITORS - CARDIAC MONITOR
FE-54520	TELEPHONE - STANDARD - WALL MOUNTED HANDSFREE
FF-1090	BENCH - LAMINATED FREE STANDING
FF-2610	CHAIR - VISITOR - STACKABLE
FF-4600	CURTAIN TRACK - BED SCREEN
FF-5000	CURTAIN - BED SCREEN
FF-5547	PATIENT ENTERTAINMENT
FF-5550	BLIND - INTEGRAL
FF-5591	BRACKET - CARDIAC MONITOR
FF-5824	WASTE BIN, GENERAL
FF-5825	BRACKET - PATIENT ENTERTAINMENT, CEILING
FF-5830	DISPENSER - ANTISEPTIC HAND RUB
FF-5975	WASTE BIN - CLINICAL - 120L
FF-5993	SHARPS BIN - 120L
FF-6152	DISPENSER - DISPOSABLE GLOVES
FF-6153	DISPENSER - MOISTURISER
FF-6154	DISPENSER - HAND TOWEL
FF-6156	DISPENSER - SOAP

BIM ID	DESCRIPTION
FF-6158	DISPENSER - SOAP ANTISEPTIC
FF-6479	CHAIR - RECLINER, ELECTRIC
FF-8070	FLOWCHART STAND - MOBILE
FF-10900	IV POLE, ON PENDANT
FF-12300	LINEN CARRIER - DIRTY, SINGLE
FF-16200	TABLE - OVERBED
FF-21700	STOOL - ADJUSTABLE - HIGH
FF-23950	TROLLEY - PATIENT
FF-24405	WHITEBOARD - MAGNETIC
FF-39155	PATIENT LIFTER - CEILING MOUNTED
S-1005	VOICE DATA OUTLET - SINGLE
S-1006	VOICE DATA OUTLET - DOUBLE
S-1080	MASTER
S-1090	TV - MATV
S-4037	TUNDISH DRAIN
S-4045	REVERSE OSMOSIS (RO) WATER OUTLET
S-6060	SPECIAL - NIGHT LIGHT
S-9001	GENERAL POWER OUTLET - DOUBLE
S-9010	EMERGENCY POWER OUTLET - SINGLE
S-9030	CARDIAC PROTECTED
S-9000200	GENERAL POWER OUTLET - SPECIAL MOUNT ON CEILING



PLAN



REFLECTED CEILING PLAN



REV	DESCRIPTION	DATE
1	New Standard Component	01.03.2016


FOR GUIDANCE

SCALE	RLS Room Code	Room Tag	REV
1 : 50 @ A3	PBCE-20	1.163.1	1

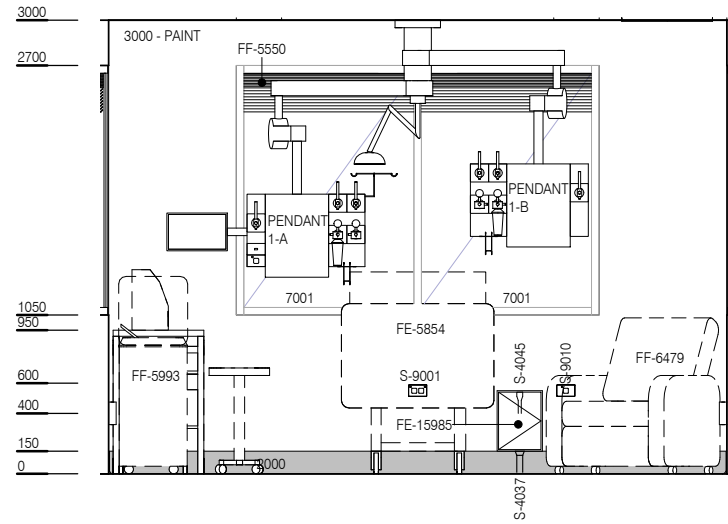
AUSTRALASIAN HFG STANDARD COMPONENTS

Room Layout Sheet

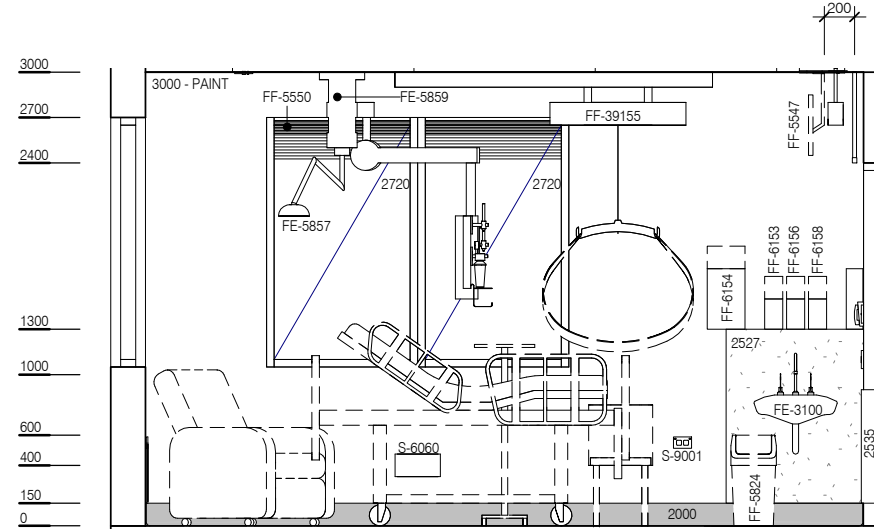
RLS Room Code: **PBCE-20**



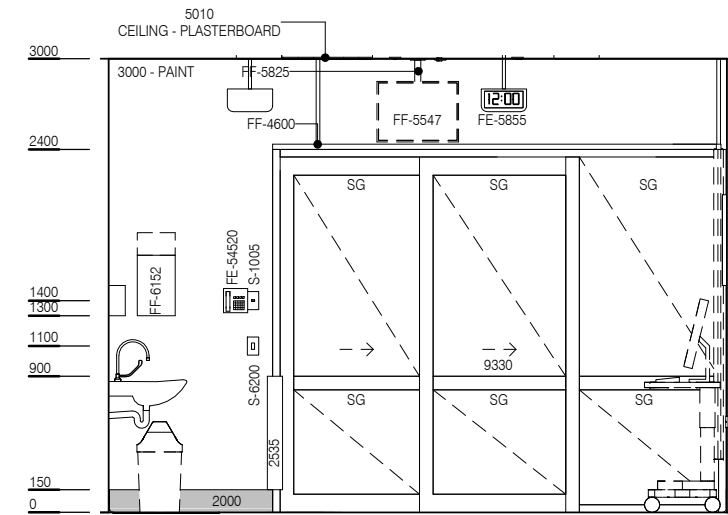
Room Name: **PATIENT BAY - CRITICAL (ENCLOSED), 20m²**



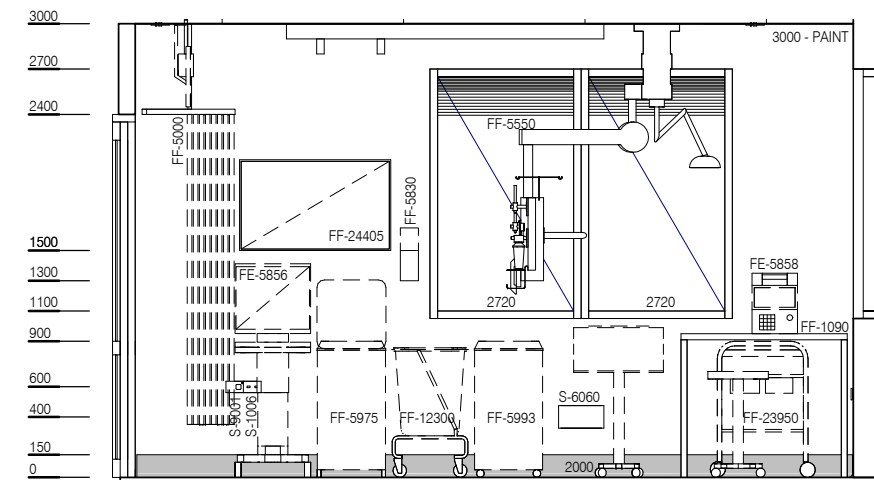
ELEVATION 1



ELEVATION 2



ELEVATION 3



ELEVATION 4

BIM ID	DESCRIPTION
2000	FLOOR VINYL COVERED SKIRTING
2526	VINYL FLOORING, NON-SLIP 2526
2527	WALL SPLASHBACK
2535	WALL PROTECTION - 2535
2720	INTERNAL WINDOW, DOUBLE GLAZED, TO PARTITION WALLS WITH INTERNAL BLINDS
7001	WINDOWS
FE-3100	BASIN - SCRUB, TYPE A
FE-5854	BED - ICU, ELECTRIC + PATIENT MATTRESS
FE-5855	CLOCK - ELECTRIC
FE-5856	COMPUTER ON WHEELS
FE-5857	LIGHT PROCEDURE - SMALL CEILING MOUNTED
FE-5858	INFUSION PUMP
FE-5859	SERVICES PENDANT - 2 ARM
FE-15985	DIALYSIS STATION
FE-36050	PENDANT MOUNTED MONITORS - CARDIAC MONITOR
FE-54520	TELEPHONE - STANDARD - WALL MOUNTED HANDSFREE
FF-1090	BENCH - LAMINATED FREE STANDING
FF-2610	CHAIR - VISITOR - STACKABLE
FF-4600	CURTAIN TRACK - BED SCREEN
FF-5000	CURTAIN - BED SCREEN
FF-5547	PATIENT ENTERTAINMENT
FF-5550	BLIND - INTEGRAL
FF-5591	BRACKET - CARDIAC MONITOR
FF-5824	WASTE BIN, GENERAL
FF-5825	BRACKET - PATIENT ENTERTAINMENT, CEILING
FF-5830	DISPENSER - ANTISEPTIC HAND RUB
FF-5975	WASTE BIN - CLINICAL - 120L
FF-5993	SHARPS BIN - 120L
FF-6152	DISPENSER - DISPOSABLE GLOVES
FF-6153	DISPENSER - MOISTURISER
FF-6154	DISPENSER - HAND TOWEL
FF-6156	DISPENSER - SOAP

BIM ID	DESCRIPTION
FF-6158	DISPENSER - SOAP ANTISEPTIC
FF-6479	CHAIR - RECLINER, ELECTRIC
FF-8070	FLOWCHART STAND - MOBILE
FF-10900	IV POLE, ON PENDANT
FF-12300	LINEN CARRIER - DIRTY, SINGLE
FF-16200	TABLE - OVERBED
FF-21700	STOOL - ADJUSTABLE - HIGH
FF-23950	TROLLEY - PATIENT
FF-24405	WHITEBOARD - MAGNETIC
FF-39155	PATIENT LIFTER - CEILING MOUNTED
S-1005	VOICE DATA OUTLET - SINGLE
S-1006	VOICE DATA OUTLET - DOUBLE
S-1080	MASTER
S-1090	TV - MATV
S-4037	TUNDISH DRAIN
S-4045	REVERSE OSMOSIS (RO) WATER OUTLET
S-6060	SPECIAL - NIGHT LIGHT
S-9001	GENERAL POWER OUTLET - DOUBLE
S-9010	EMERGENCY POWER OUTLET - SINGLE
S-9030	CARDIAC PROTECTED
S-9000200	GENERAL POWER OUTLET - SPECIAL MOUNT ON CEILING

PBCE-20 PENDANT 1-A		
BIM ID	DESCRIPTION	Count
FF-150	AIR FLOWMETER	1
FF-1465	BRACKET - SUCTION BOTTLE	1
FF-16250	OXYGEN FLOWMETER	2
FF-21950	SUCTION ADAPTER	2
FF-22000	SUCTION BOTTLE	1
S-1006	VOICE DATA OUTLET - DOUBLE	1
S-1120	MONITOR COMMUNICATION OUTLET	1
S-1951	STAFF ASSIST CALL	1
S-2089	GENERAL POWER OUTLET - UPS	1
S-6200	LIGHT SWITCH	1
S-7000	MEDICAL GAS OUTLET - OXYGEN	2
S-7020	MEDICAL GAS OUTLET - MEDICAL AIR	1
S-7040	MEDICAL GAS OUTLET - SUCTION	2
S-8000	PATIENT TO STAFF CALL	1
S-8005	PATIENT CALL HANDSET	1
S-8080	EMERGENCY CALL	1
S-9000	GENERAL POWER OUTLET - SINGLE	6
S-9010	EMERGENCY POWER OUTLET - SINGLE	1
S-9010	EMERGENCY POWER OUTLET - SINGLE	4

PBCE-20 PENDANT 1-B		
BIM ID	DESCRIPTION	Count
FF-150	AIR FLOWMETER	1
FF-1465	BRACKET - SUCTION BOTTLE	1
FF-16250	OXYGEN FLOWMETER	2
FF-21950	SUCTION ADAPTER	2
FF-22000	SUCTION BOTTLE	1
S-1006	VOICE DATA OUTLET - DOUBLE	1
S-2089	GENERAL POWER OUTLET - UPS	1
S-7000	MEDICAL GAS OUTLET - OXYGEN	2
S-7020	MEDICAL GAS OUTLET - MEDICAL AIR	1
S-7040	MEDICAL GAS OUTLET - SUCTION	2
S-9000	GENERAL POWER OUTLET - SINGLE	6
S-9010	EMERGENCY POWER OUTLET - SINGLE	5



REV	DESCRIPTION	DATE
1	New Standard Component	01.03.2016

FOR GUIDANCE

SCALE	RLS Room Code	Room Tag	REV
1 : 50 @ A3	PBCE-20	1.163.2	1