

AUSTRALASIAN HFG STANDARD COMPONENTS

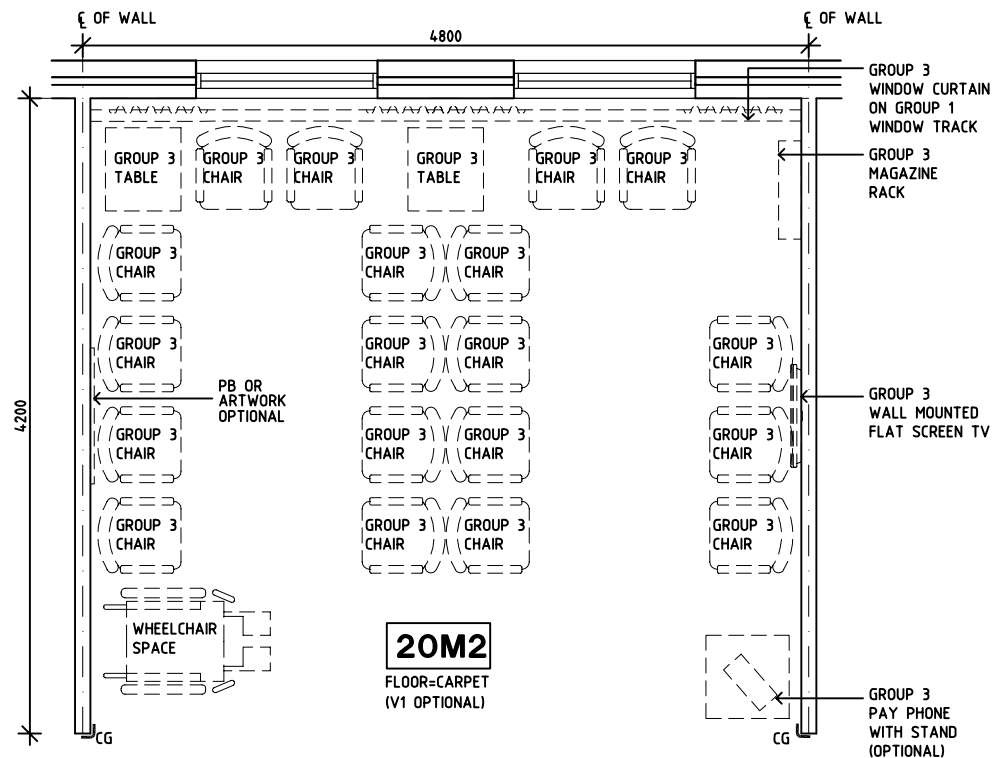
Room Layout Sheet

Room Name **Waiting, 20m2**

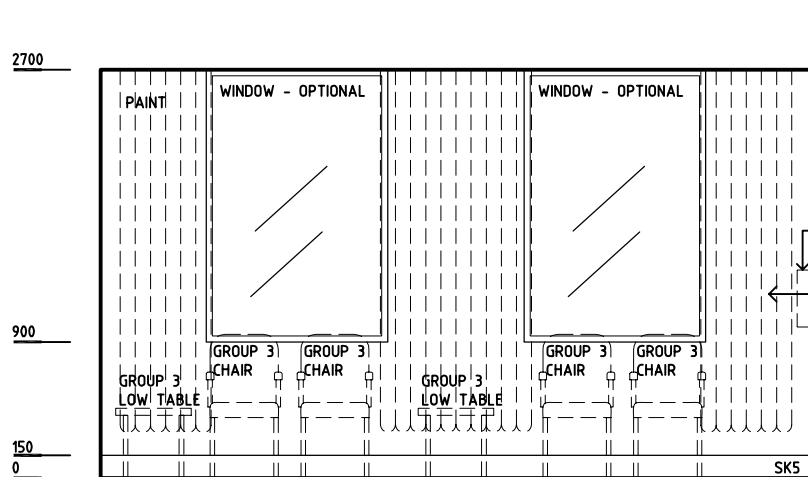
RLS Room Code **WAIT-20**

RDS Room Code **WAIT-20**

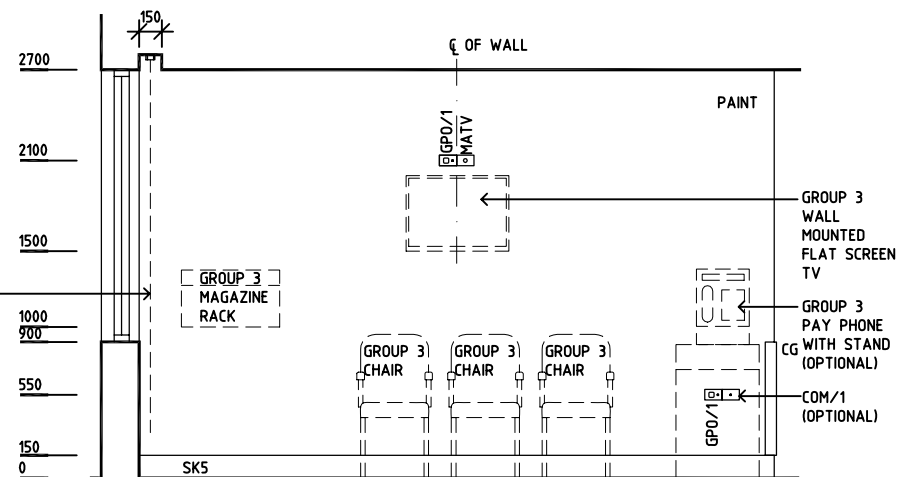
- CG CORNER GUARD
- COM/1 COMMUNICATION OUTLET, SINGLE
- GPO/1 GENERAL PURPOSE OUTLET-SINGLE
- GPO/2 GENERAL PURPOSE OUTLET-DOUBLE
- MATV TV ANTENNA
- PB PINBOARD
- SK5 FEATHER EDGE VINYL SKIRTING
- V1 VINYL FLOORING, STANDARD



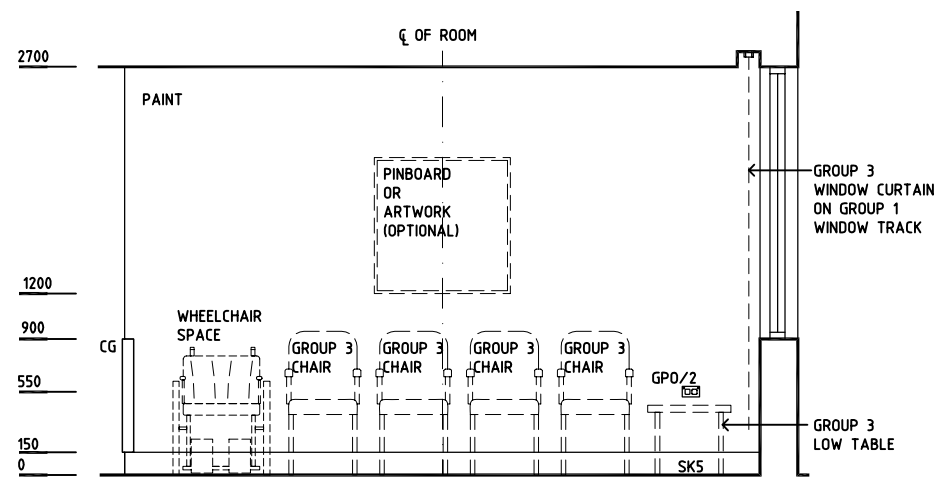
PLAN



ELEVATION 1



ELEVATION 2



ELEVATION 3

REV	DESCRIPTION	DATE	BY	REV	DESCRIPTION	DATE	BY	REV	DESCRIPTION	DATE	BY
1	FIRST ISSUE	20.7.05	BJ								
2	GENERAL REVISION	14.8.08	CX								



DESIGNED	APPROVED	SCALE(S)	ZONE(S)
HS	DB	150 in A3	
CAD FILE NAME WAIT-20		PAPER DRAWING ID WAIT-20	