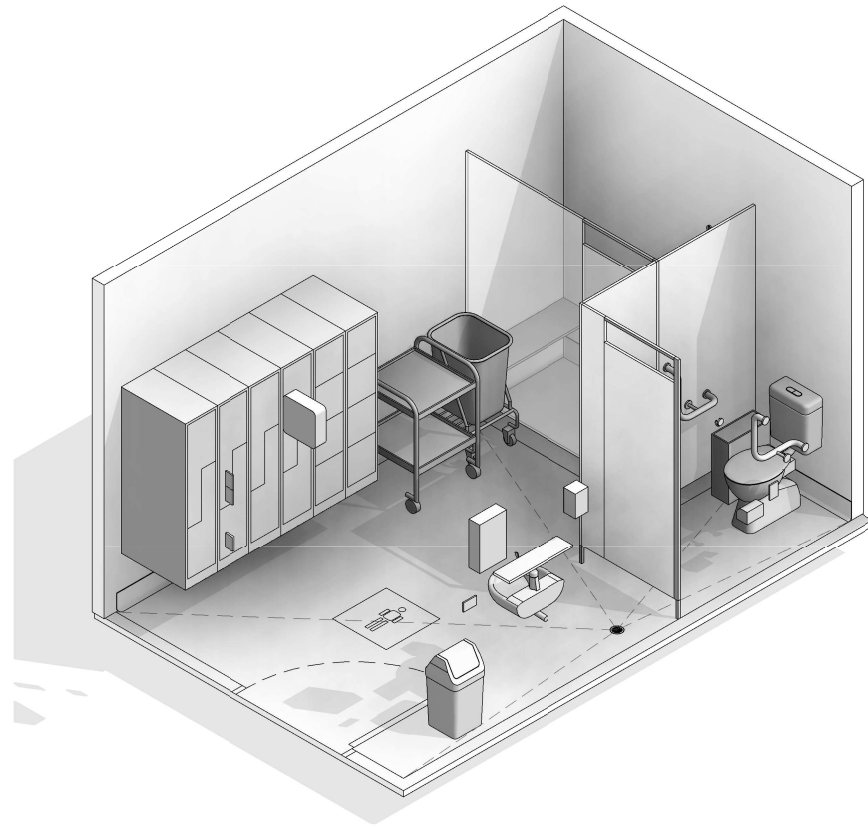
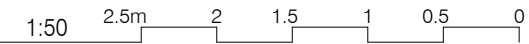


AUSTRALASIAN HFG STANDARD COMPONENTS

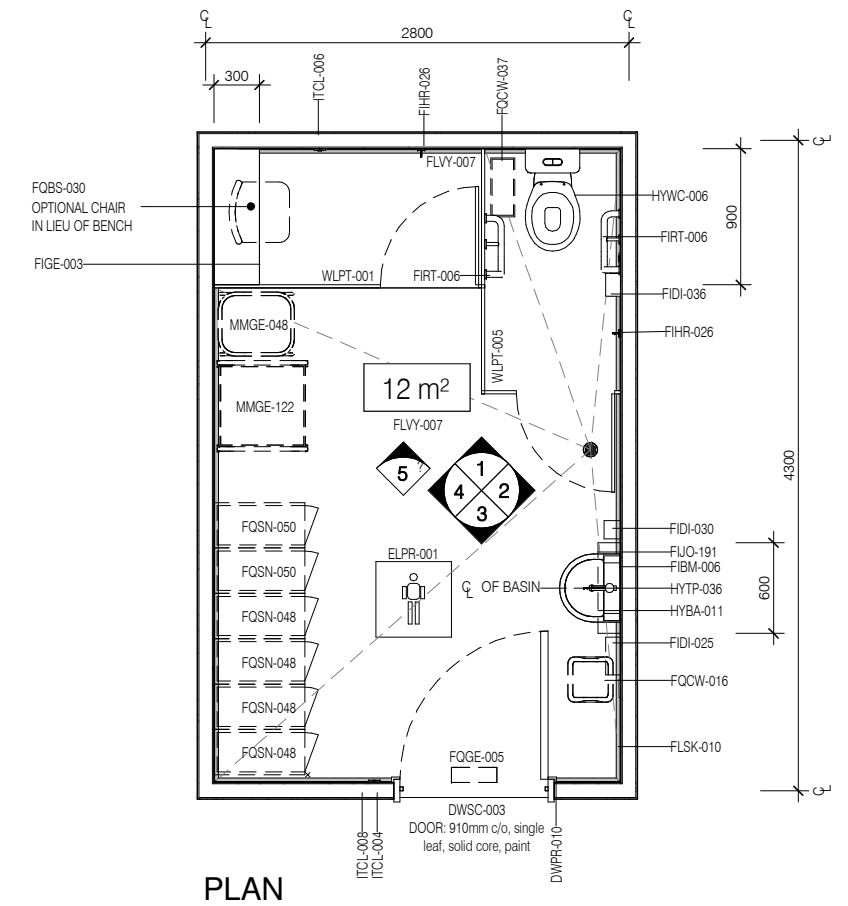
Room Layout Sheet

RLS Room Code: **CHPT-12**

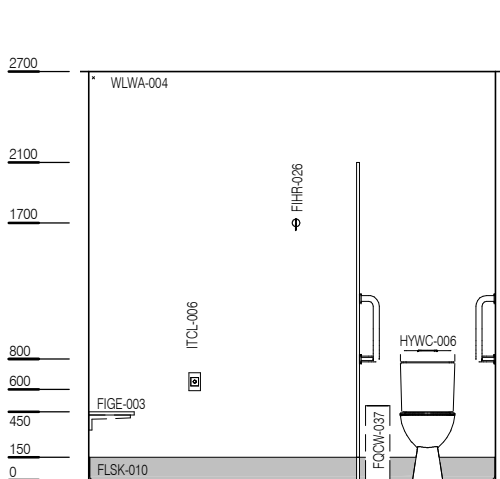
Room Name: **CHANGE ROOM - PATIENT (MALE / FEMALE), 12m²**



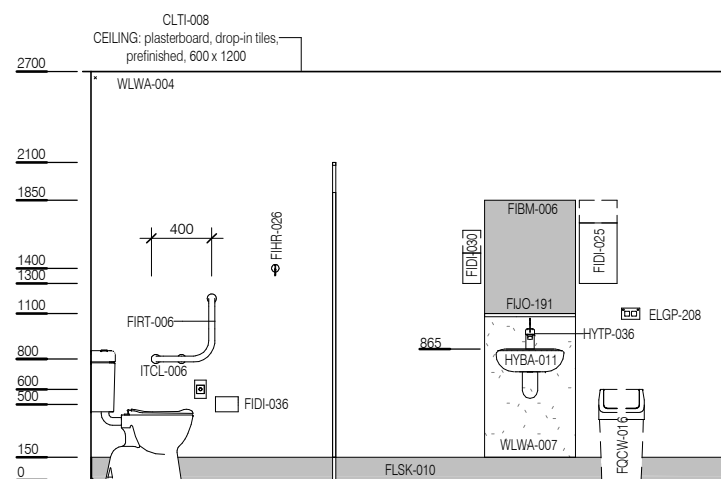
CODE	DESCRIPTION
DWPR-006	DOOR PROTECTION: protection plate, to 900 AFFL, PVC, prefinished
DWPR-010	DOOR PROTECTION: to door frame, PVC, prefinished
ELBO-015	SWITCH: light, single
ELGP-208	GPO: double, wall mounted
ELPR-001	BODY PROTECTED ELECTRICAL AREA
FIBM-006	MIRROR: fixed, glass
FIDI-025	DISPENSER: paper/hand towel
FIDI-030	DISPENSER: soap
FIDI-036	DISPENSER: toilet paper
FIGE-003	BENCH SEAT: fixed, indoor
FIHR-026	HOOK: coat
FUO-191	SHELF: above basin
FIRT-006	GRAB RAIL: WC
FLSK-010	SKIRTING: vinyl, floor vinyl coved, 150H, prefinished
FLVY-007	FLOOR FINISH: vinyl, seamless, coved, standard slip resistant
FQBS-030	CHAIR: visitor, patient
FQCW-016	BIN: waste, general, 20L
FQCW-037	BIN: waste, sanitary
FQGE-005	CLOCK: analogue, battery operated
FQSN-048	LOCKER: 2 tier (half size)
FQSN-050	LOCKER: 4 tier (quarter size)
HYBA-011	BASIN: handwash, Type C
HYDR-004	DRAIN: floor waste
HYTP-036	TAPWARE: mixer, basin, lever action
HYWC-006	TOILET SUITE: patient
MMGE-048	LINEN CARRIER: dirty, single
MMGE-122	TROLLEY: gowns
WLPT-001	PARTITION: change cubicle
WLPT-005	PARTITION: toilet
WLWA-004	WALL FINISH: paint, acrylic, washable
WLWA-007	WALL FINISH: splashback



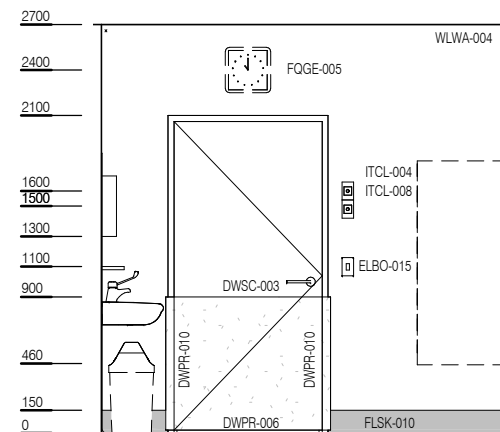
PLAN



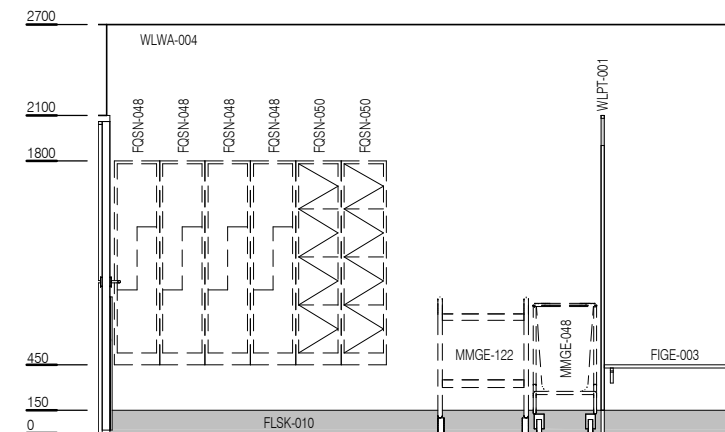
ELEVATION 1



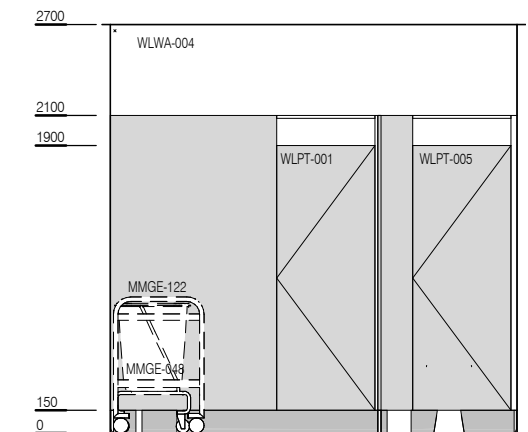
ELEVATION 2



ELEVATION 3



ELEVATION 4



ELEVATION 5 (1 : 50 @ A3)



REV	DESCRIPTION	DATE
2	Coding and naming updated	20.03.2017

FOR GUIDANCE

SCALE	RLS Room Code	REV
1 : 50 @ A3	CHPT-12	2