

# AUSTRALASIAN HFG STANDARD COMPONENTS

Room Layout Sheet

RLS Room Code: **COMM**

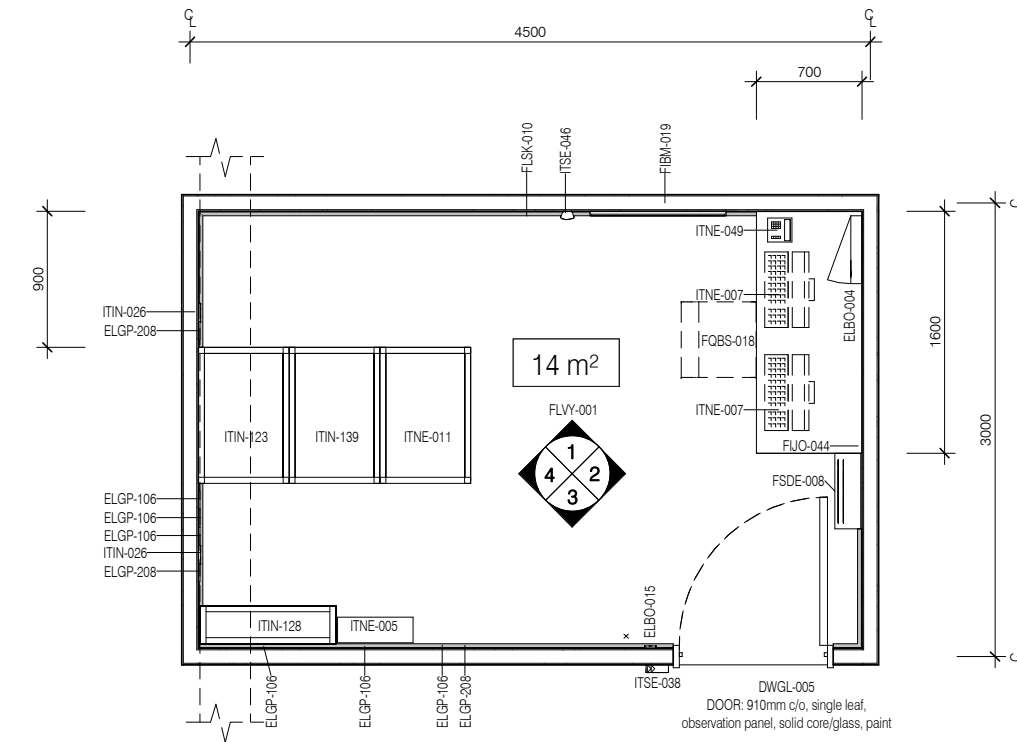
1:50 2.5m 2 1.5 1 0.5 0

Room Name:

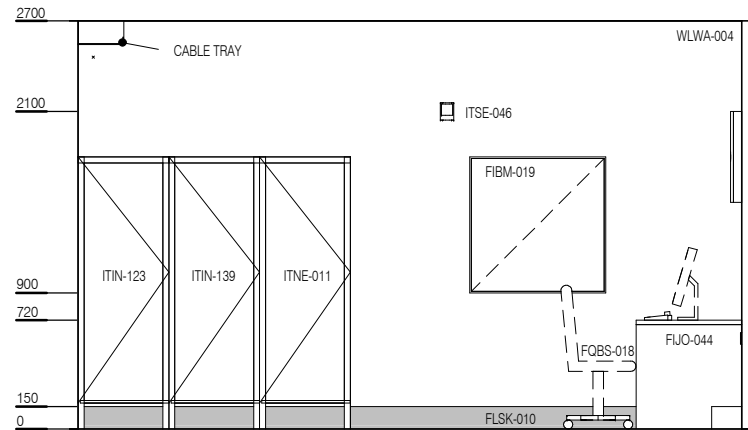
**COMMUNICATIONS ROOM**



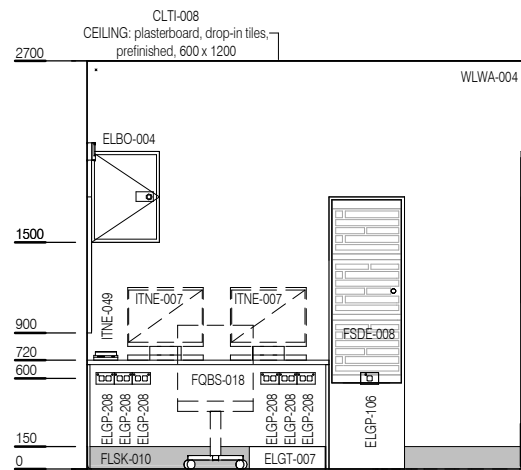
CODE	DESCRIPTION
DWPR-003	DOOR PROTECTION: kickplate, to 300 AFFL, vinyl, prefinished
ELBO-004	DISTRIBUTION BOARD
ELBO-015	SWITCH: light, single
ELGP-106	GPO: single, special, for equipment
ELGP-208	GPO: double, wall mounted
ELGT-007	UPS: uninterruptable power supply unit
FIBM-019	WHITEBOARD: fixed, magnetic
FJO-044	BENCH: special depth, open under
FLSK-010	SKIRTING: vinyl, floor vinyl coved, 150H, prefinished
FLVY-001	FLOOR FINISH: vinyl, seamless, coved, anti-static
FOBS-018	CHAIR: office, ergonomic
FSDE-008	CONTROL PANEL: fire and EWS
ITIN-026	OUTLET: data, double RJ45, wall mounted
ITIN-123	RACK: communications
ITIN-128	RACK: voice, intermediate distribution frame (IDF)
ITIN-139	COMPUTER: mainframe
ITNE-005	COMMS BOARD
ITNE-007	COMPUTER: desktop, with display screen
ITNE-011	COMPUTER: server
ITNE-049	TELEPHONE: handset, desktop
ITSE-038	READER: access control, general
ITSE-046	SENSOR: motion detection, for staff alert
WLWA-004	WALL FINISH: paint, acrylic, washable



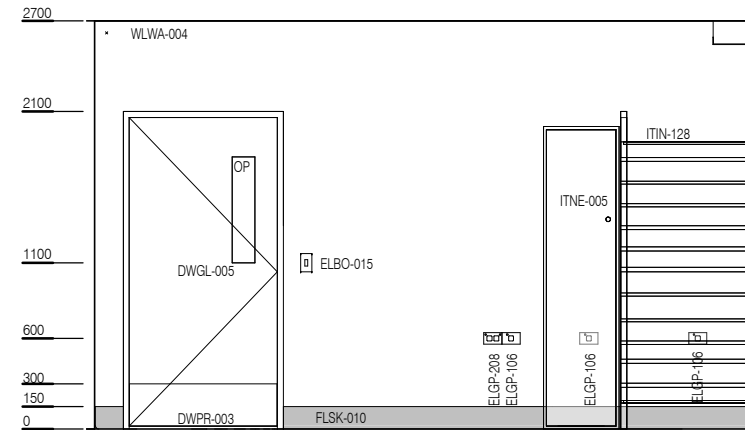
**PLAN**



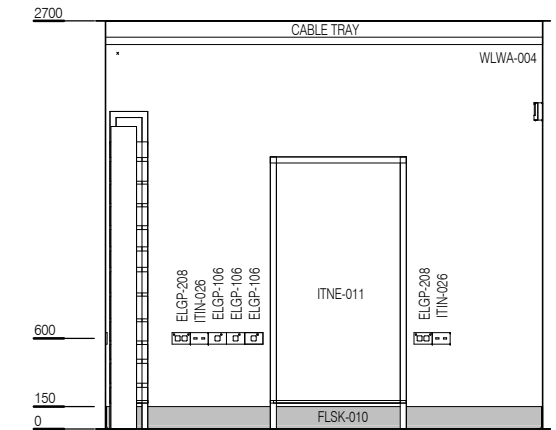
**ELEVATION 1**



**ELEVATION 2**



**ELEVATION 3**



**ELEVATION 4**



REV	DESCRIPTION	DATE
4	Coding and naming updated	20.03.2017

FOR GUIDANCE

SCALE	RLS Room Code	REV
1 : 50 @ A3	COMM	4