

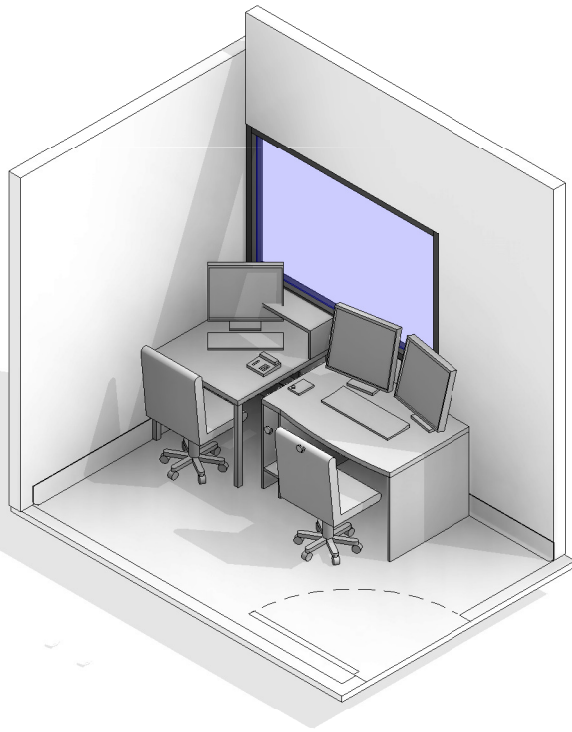
AUSTRALASIAN HFG STANDARD COMPONENTS

Room Layout Sheet

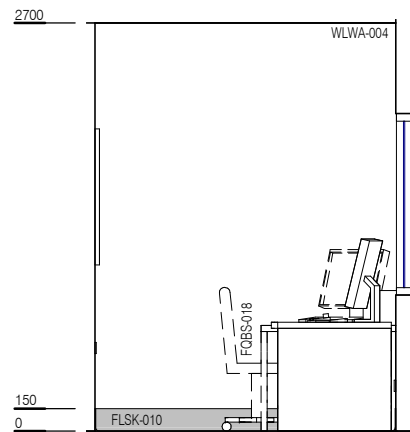
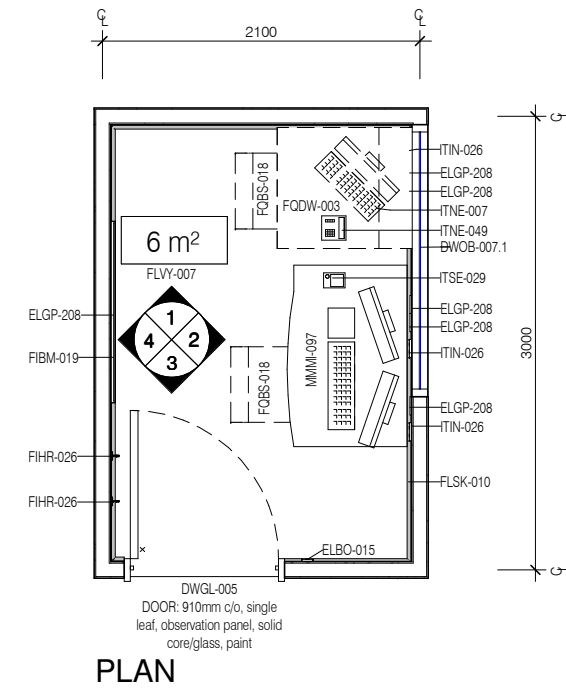
RLS Room Code: **CTCR**

Room Name:

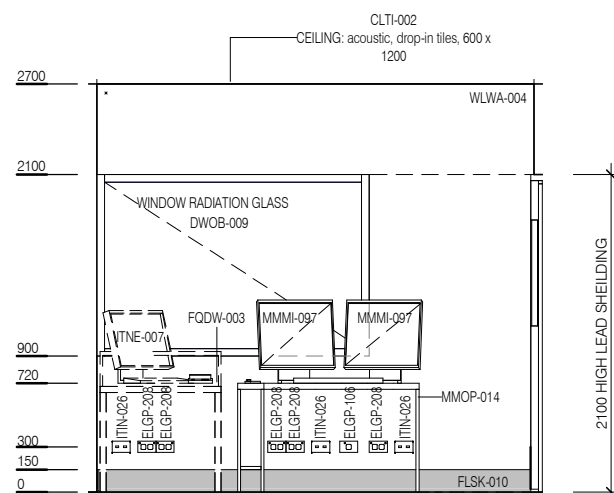
1:50 2.5m 2 1.5 1 0.5 0
CT SCANNING - CONTROL ROOM



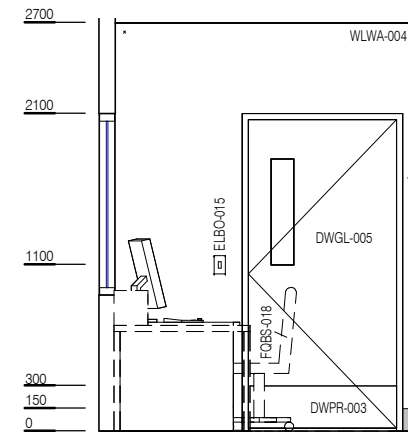
CODE	DESCRIPTION
DWOB-009	OBSERVATION: internal window, lead glass, clear
DWPR-003	DOOR PROTECTION: kickplate, to 300 AFFL, vinyl, prefinished
ELBO-015	SWITCH: light, single
ELGP-106	GPO: single, special, for equipment
ELGP-208	GPO: double, wall mounted
FIBM-019	WHITEBOARD: fixed, magnetic
FIHR-026	HOOK: coat
FLSK-010	SKIRTING: vinyl, floor vinyl covered, 150H, prefinished
FLVY-007	FLOOR FINISH: vinyl, seamless, coved, standard slip resistant
FQBS-018	CHAIR: office, ergonomic
FQDW-003	DESK: adj height, 800W x 900D x 750H nom., with shelf
ITIN-026	OUTLET: data, double RJ45, wall mounted
ITNE-007	COMPUTER: desktop, with display screen
ITNE-049	TELEPHONE: handset, desktop
ITSE-029	INTERCOM: audio, wall mount
MMMI-097	CONTROL UNIT: c/w display, control box and keyboard, CT
MMOP-014	CONTROL DESK: imaging
WLWA-004	WALL FINISH: paint, acrylic, washable



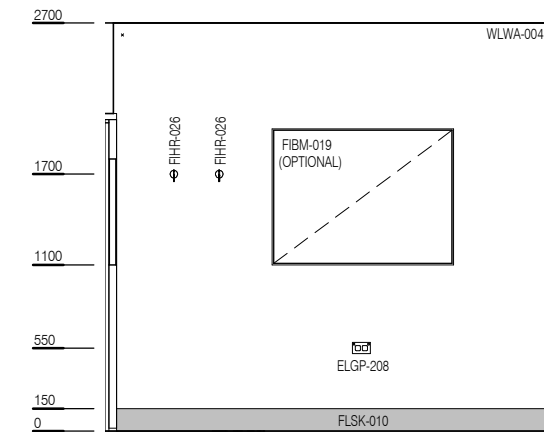
ELEVATION 1



ELEVATION 2



ELEVATION 3



ELEVATION 4



REV	DESCRIPTION	DATE
3	Coding and naming updated	20.03.2017

FOR GUIDANCE

SCALE	RLS Room Code	REV
1 : 50 @ A3	CTCR	3