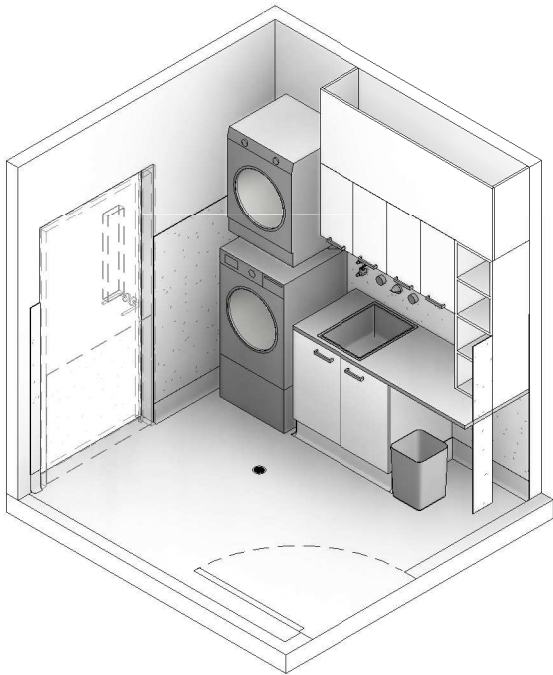


AUSTRALASIAN HFG STANDARD COMPONENTS

Room Layout Sheet

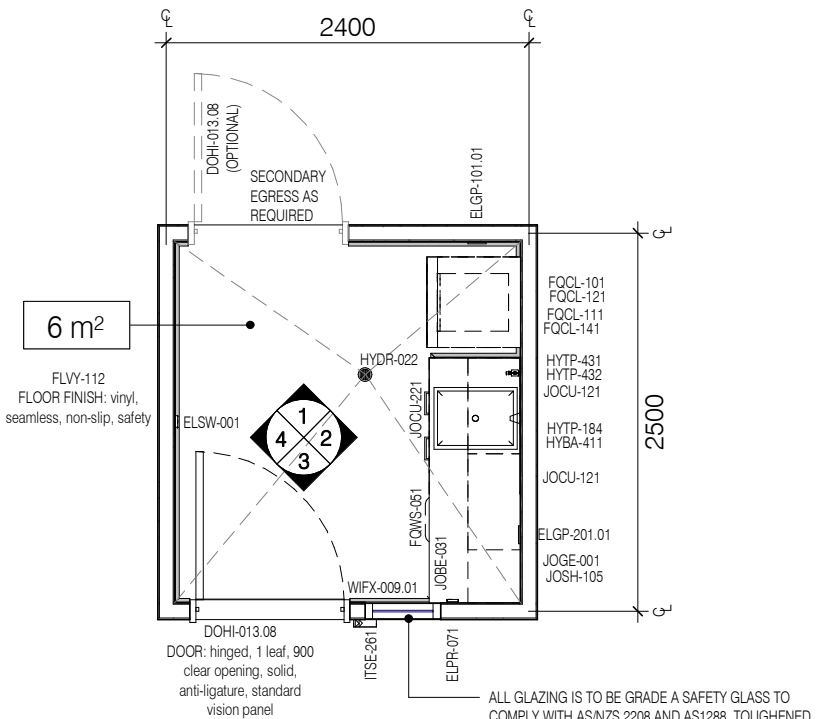
RLS Room Code: LAUN-MH

Room Name: LAUNDRY - MENTAL HEALTH, 6m<sup>2</sup>



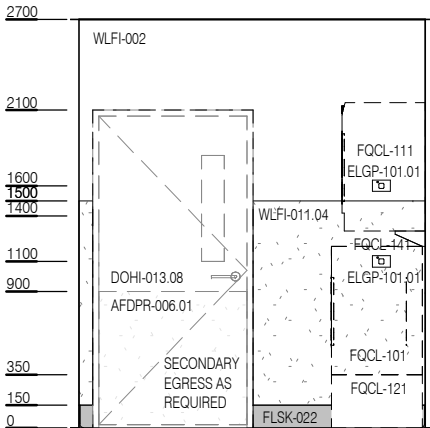
CODE	DESCRIPTION
AFDPR-006.01	DOOR PROTECTION: plate, to 900 AFFL
ELGP-101.01	GPO: single, wall mounted, horizontal
ELGP-201.01	GPO: double, wall mounted, horizontal
ELPR-071	RCD: residual current device, wall mounted
ELSW-001	SWITCH: light
FLSK-022	SKIRTING: vinyl, integral with floor vinyl, coved, tamper proof, anti-ligature
FLVY-112	FLOOR FINISH: vinyl, seamless, non-slip, safety
FQCL-101	WASHING MACHINE: laundry, domestic, front loading
FQCL-111	DRYER: laundry, domestic
FQCL-121	PLINTH: washing machine, domestic
FQCL-141	STACKING KIT: washing machine and dryer, domestic
FQWS-051	BIN: general waste, 20L
HYBA-411	SINK: laundry, single bowl
HYDR-022	DRAIN: floor waste, round, tamper proof, anti-ligature
HYTP-184	TAPWARE: sink, tap set, wall mounted, anti-ligature
HYTP-431	OUTLET: water, cold
HYTP-432	OUTLET: water, hot
ITSE-261	READER: security, access control, proximity card, wall mounted
JOBE-031	BENCH: 600D, laminate
JOCU-121	CUPBOARD: wall mounted, double door
JOCU-221	CUPBOARD: under bench, double door
JOGE-001	BULKHEAD: joinery
JOSH-105	SHELF UNIT: wall mounted, pigeonholes
WIFX-009.01	WINDOW: fixed, internal, single glazed, sill at 1200H
WLFI-002	WALL FINISH: paint, clinical areas
WLFI-011.04	WALL FINISH: vinyl, to 1500 AFFL

REQUIREMENTS FOR THE SELECTION OF SUITABLE FINISHES, HARDWARE, FIXTURES AND FITTINGS OF THE TYPE MANUFACTURED AND MARKETED AS TAMPER PROOF AND ANTI-LIGATURE, INCLUDING ANY WEIGHT LIMITS FOR COLLAPSING/BREAKING STRAIN FOR FIXTURES) MUST BE CONFIRMED AT PROJECT LEVEL BASED ON LOCAL PATIENT SAFETY POLICIES, LOCAL DESIGN GUIDANCE, RISK ASSESSMENTS AND CONFIRMATION OF OPERATIONAL MODELS. ALL TAMPER PROOF AND ANTI-LIGATURE ITEMS MUST BE INSTALLED IN ACCORDANCE WITH THEIR MANUFACTURER'S INSTRUCTIONS.

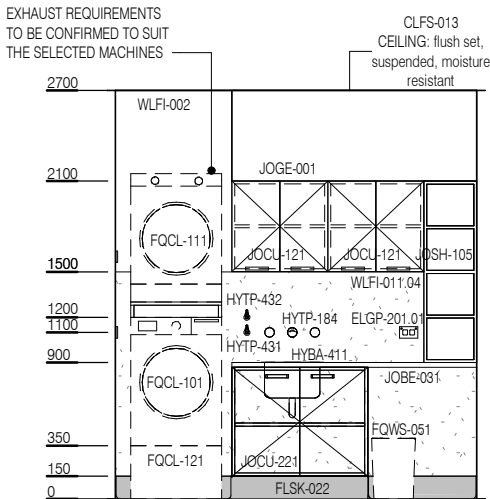


PLAN

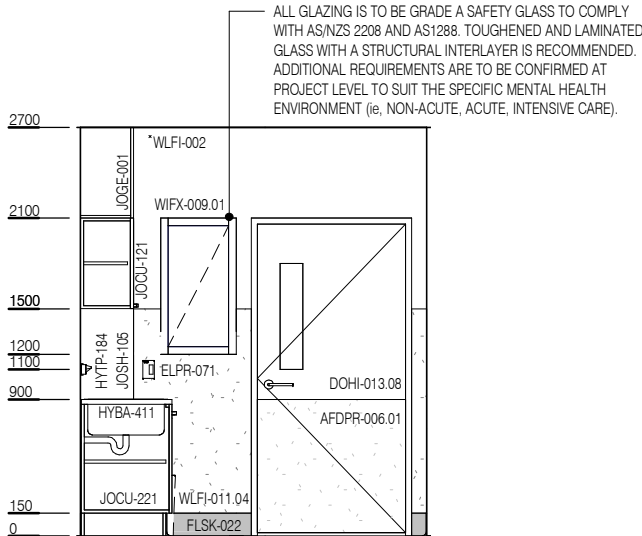
ALL GLAZING IS TO BE GRADE A SAFETY GLASS TO COMPLY WITH AS/NZS 2208 AND AS1288. TOUGHENED AND LAMINATED GLASS WITH A STRUCTURAL INTERLAYER IS RECOMMENDED. ADDITIONAL REQUIREMENTS ARE TO BE CONFIRMED AT PROJECT LEVEL TO SUIT THE SPECIFIC MENTAL HEALTH ENVIRONMENT (ie, NON-ACUTE, ACUTE, INTENSIVE CARE).



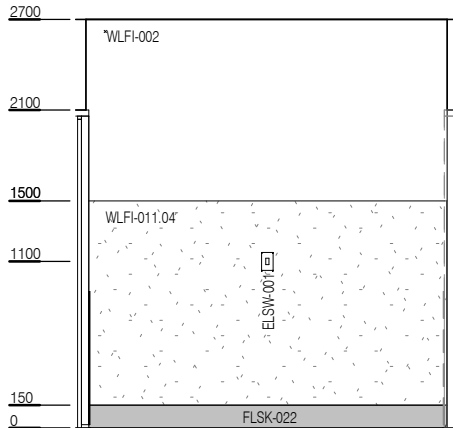
ELEVATION 1



ELEVATION 2



ELEVATION 3



ELEVATION 4