

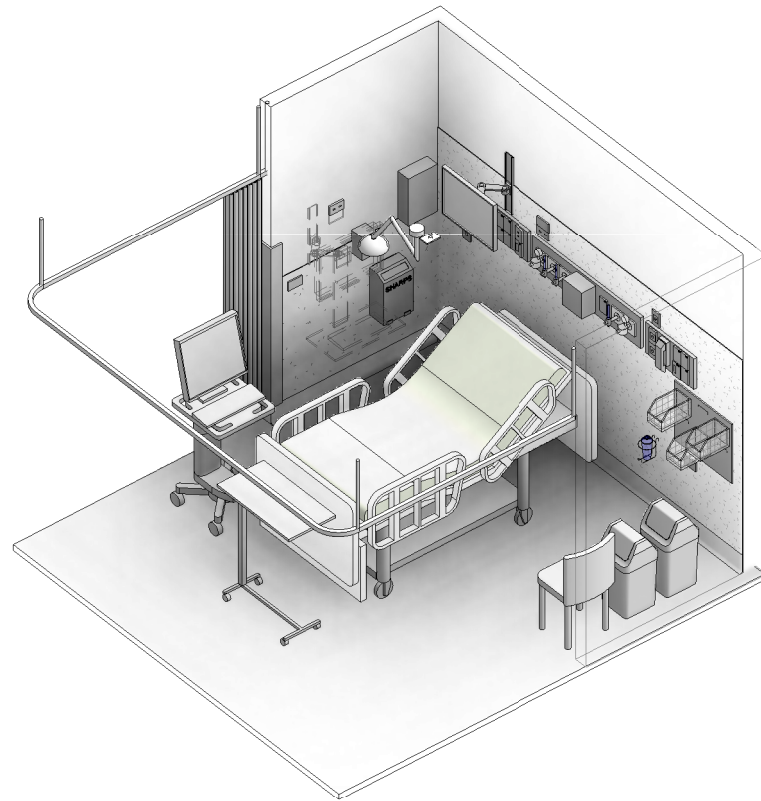
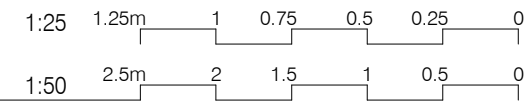
AUSTRALASIAN HFG STANDARD COMPONENTS

Room Layout Sheet

RLS Room Code: **PBTR-A**

Room Name:

PATIENT BAY, EMERGENCY - ACUTE TREATMENT

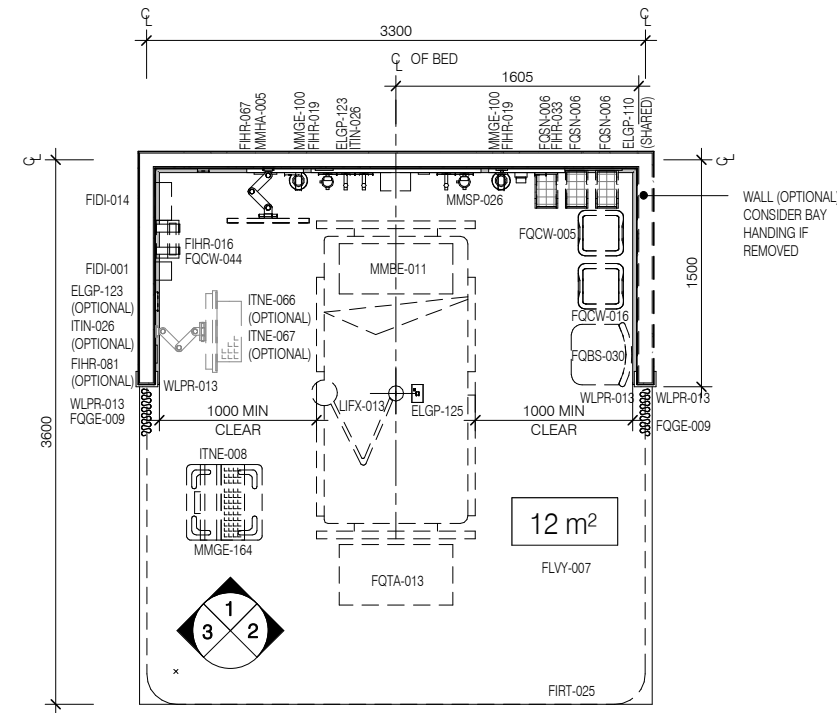


CODE	DESCRIPTION
ELBO-015	SWITCH: light, single
ELGP-110	GPO: single, wall mounted, cleaner
ELGP-122.1	GPO: emergency power, single, on services panel (V)
ELGP-123	GPO: emergency power, single, wall mounted
ELGP-125	GPO: emergency power, single, ceiling mounted
ELGP-223	GPO: emergency power, double, wall mounted
ELPR-006	RCD: residual current device
FIDI-001	DISPENSER: alcohol based hand rub
FIDI-014	DISPENSER: disposable glove
FIHR-016	BRACKET: for sharps bin
FIHR-019	BRACKET: for suction bottle
FIHR-033	PANEL: for storage bins, wall mount
FIHR-067	BRACKET: for monitor, wall mounted, articulated, adj height
FIHR-081	BRACKET: for all-in-one computer, with keyboard shelf, wall mounted, articulated
FIRT-025	TRACK: curtain, bedscreen, U shaped
FLSK-010	SKIRTING: vinyl, floor vinyl coved, 150H, prefinished
FLVY-007	FLOOR FINISH: vinyl, seamless, coved, standard slip resistant
FOBS-030	CHAIR: visitor, patient
FQCW-005	BIN: waste, clinical, 20L
FQCW-016	BIN: waste, general, 20L
FQCW-044	BIN: waste, sharps, wall mounted
FOGE-009	CURTAIN: bed screen
FQSN-006	BIN: storage bins, for wall mounted panel
FOTA-013	TABLE: overbed
ITCL-004	BUTTON: nurse call, emergency

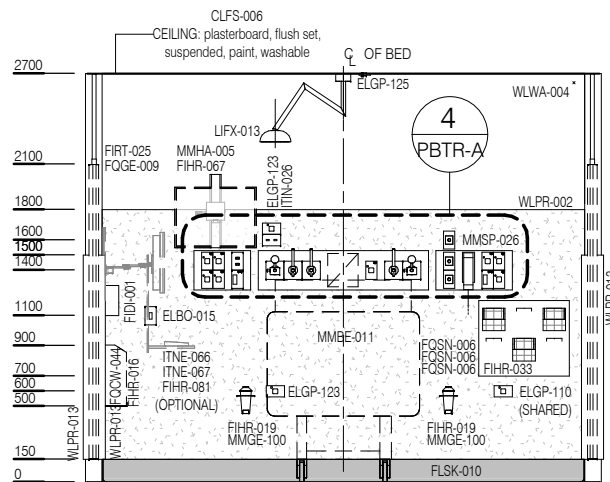
CODE	DESCRIPTION
ITCL-006	BUTTON: nurse call, patient to staff
ITCL-008	BUTTON: nurse call, staff assist
ITCL-028	HANDSET: nurse call, with patient to staff call button
ITIN-025	OUTLET: data, double RJ45, on services panel
ITIN-026	OUTLET: data, double RJ45, wall mounted
ITNE-008	COMPUTER: for workstation on wheels
ITNE-066	COMPUTER: all-in-one, wall mounted
ITNE-067	KEYBOARD: keyboard and mouse only
LIFX-013	LIGHT: procedure, ceiling mounted, small
MGAS-022	OUTLET: medical air (MA), on services panel
MGAS-042	OUTLET: oxygen (O2), on services panel
MGAS-062	OUTLET: suction, on services panel
MGFP-002	FLOWMETER: medical air
MGFP-004	FLOWMETER: oxygen
MMBE-011	BED: patient, emergency, electric
MMGE-002	ADAPTER: suction
MMGE-031	DIAGNOSTIC SET: wall mounted
MMGE-100	SUCTION BOTTLE
MMGE-164	WORKSTATION ON WHEELS: clinical, mobile
MMHA-005	MONITOR: patient, cardiac
MMSP-026	SERVICES PANEL: wall mounted
WLPR-002	WALL PROTECTION: bed protection wall panel, composite, laminate finish
WLPR-013	WALL PROTECTION: corner guards, to 1500 AFFL, prefinished PVC
WLWA-004	WALL FINISH: paint, acrylic, washable
WLWA-025	WALL FINISH: vinyl, to 1200 AFFL

NOTES:

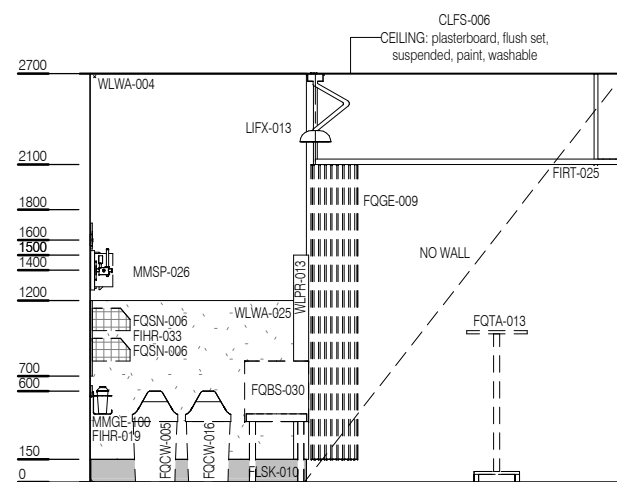
WALL MOUNTED COMPUTER + SCREEN, FOLD UP (OPTIONAL)



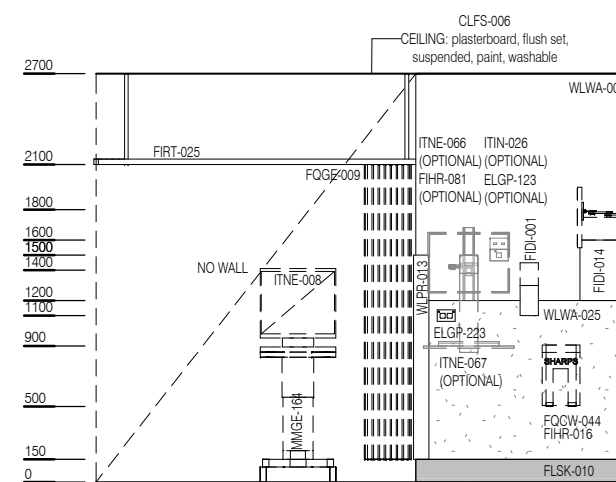
PLAN



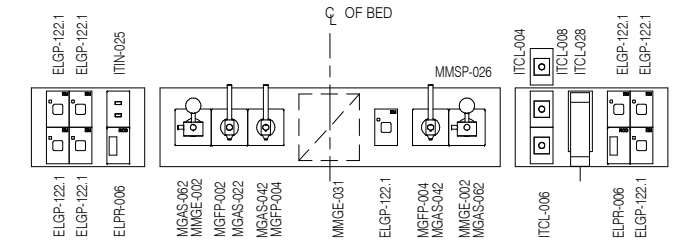
ELEVATION 1



ELEVATION 2



ELEVATION 3



ELEVATION 4 (1:25 @ A3)



REV	DESCRIPTION	DATE
6	RLS Reviewed and Updated inc. Name Change	29.05.2019

FOR GUIDANCE

SCALE	RLS Room Code	REV
1:50 @ A3	PBTR-A	6