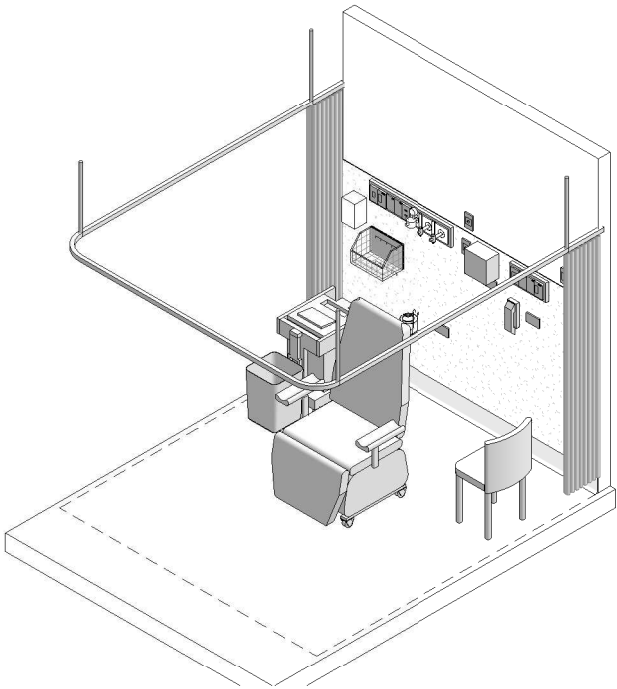
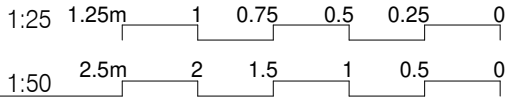


AUSTRALASIAN HFG STANDARD COMPONENTS

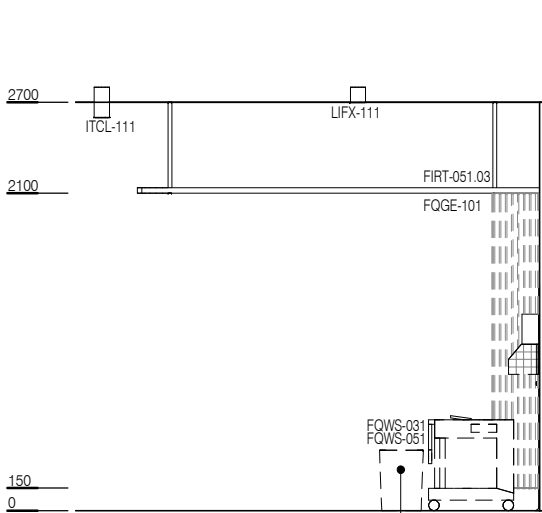
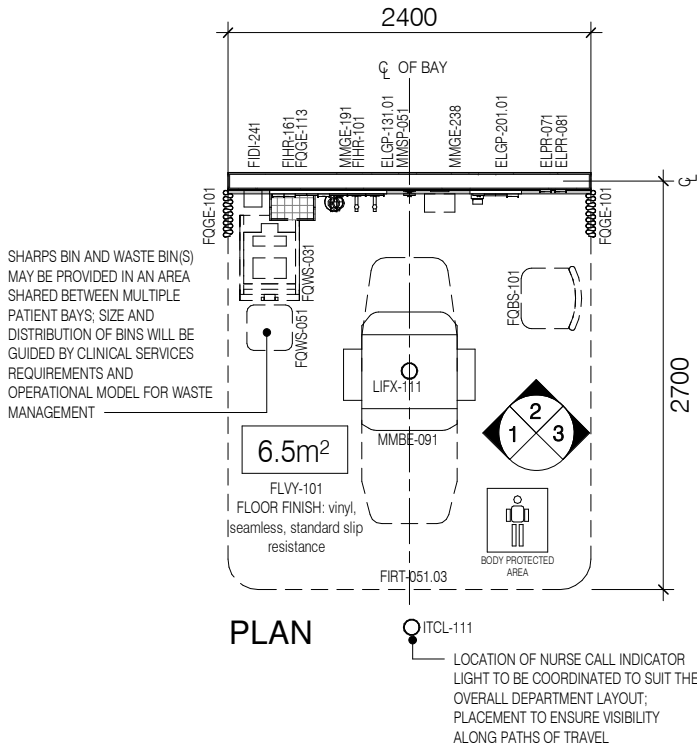
Room Layout Sheet

RLS Room Code: PTB-E-AMT

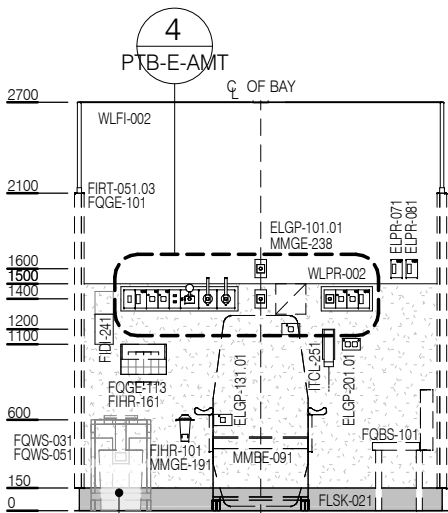
Room Name: PATIENT BAY - EMERGENCY, AMBULATORY TREATMENT



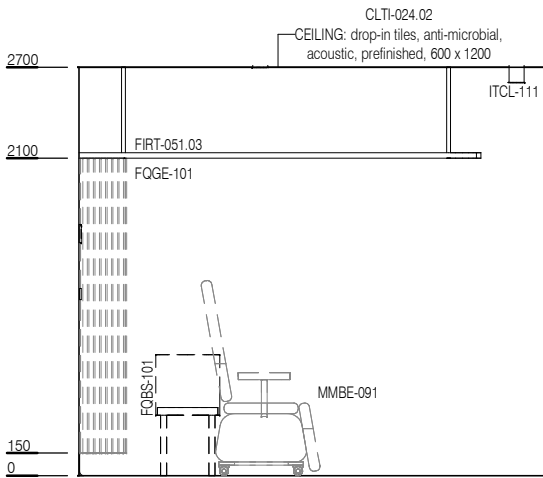
CODE	DESCRIPTION
ELGP-101.01	GPO: single, wall mounted, horizontal
ELGP-131.01	GPO: single, emergency power, wall mounted, horizontal
ELGP-146	GPO: single, emergency power, on service panel
ELGP-201.01	GPO: double, wall mounted, horizontal
ELPR-071	RCD: residual current device, wall mounted
ELPR-081	RCD: residual current device, emergency power, wall mounted
ELPR-083	RCD: residual current device, emergency power, on services panel
ELSW-001	SWITCH: light
FIDI-241	DISPENSER: alcohol-based hand rub, wall mounted
FIHR-101	BRACKET: suction bottle, wall mounted
FIHR-161	BRACKET: wire storage basket, wall mounted
FIRT-051.03	TRACK: curtain, privacy, U-shaped
FLSK-021	SKIRTING: vinyl, integral with floor vinyl, coved
FLVY-101	FLOOR FINISH: vinyl, seamless, standard slip resistance
FOBS-101	CHAIR: visitor, clinical areas
FOGE-101	CURTAIN: privacy screen
FOGE-113	BASKET: storage, for wall mounted panel, medium
FQWS-031	CART: sharps bin, clinical
FQWS-051	BIN: general waste, 20L
ITCL-111	LIGHT: nurse call indicator, ceiling mounted
ITCL-133	BUTTON: patient to staff call, with cancel, with handset connection point, on services panel
ITCL-181	BUTTON: staff assist, with cancel, wall mounted
ITCL-191	BUTTON: emergency, with cancel, wall mounted
ITCL-251	HANDSET: patient to staff call
ITIN-025	OUTLET: data, double RJ45, on services panel
LIFX-111	LIGHT: examination, ceiling recessed
MGAS-022	OUTLET: medical air, on services panel
MGAS-042	OUTLET: oxygen (O2), on services panel
MGAS-062	OUTLET: suction, on services panel
MGFP-021	FLOWMETER: medical air
MGFP-041	FLOWMETER: oxygen
MGFP-061	ADAPTER: suction
MMBE-091	CHAIR: recliner, clinical, electric
MMGE-191	CANNISTER: suction bottle
MMGE-238	DIAGNOSTIC SET: otoscope, ophthalmoscope and thermometer, wall mounted
MMSP-051	MEDICAL SERVICES PANEL: wall mounted
WLFI-002	WALL FINISH: paint, clinical areas
WLPR-002	WALL PROTECTION: bedhead wall panel, low height



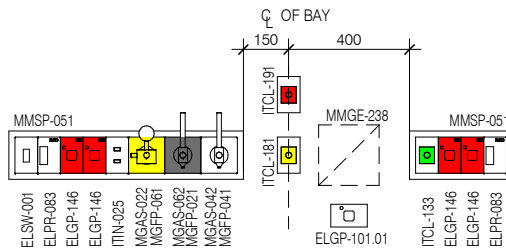
ELEVATION 1



ELEVATION 2



ELEVATION 3



ELEVATION 4 (1 : 25 @ A3)