

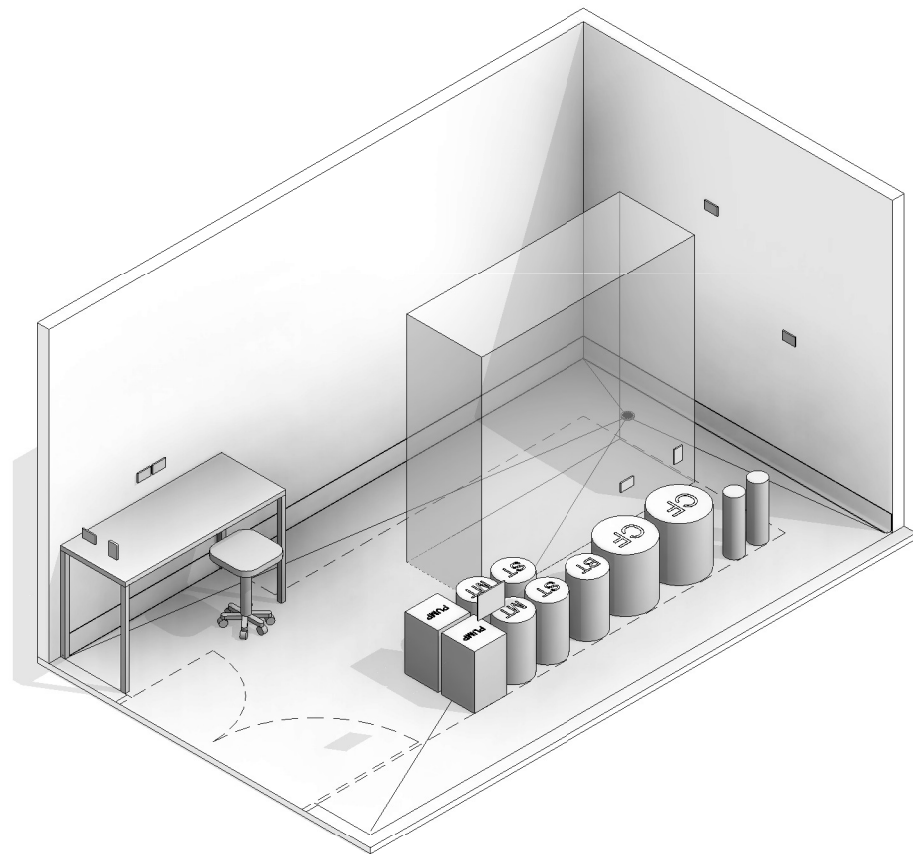
AUSTRALASIAN HFG STANDARD COMPONENTS

Room Layout Sheet

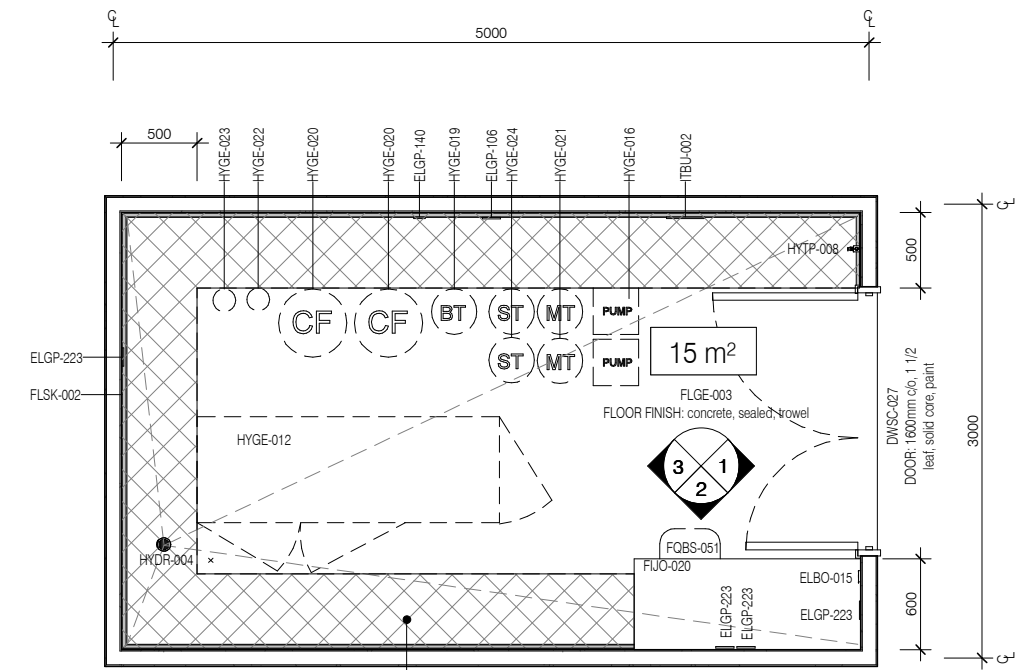
RLS Room Code: **WTPL**

Room Name:

WATER TREATMENT PLANT ROOM



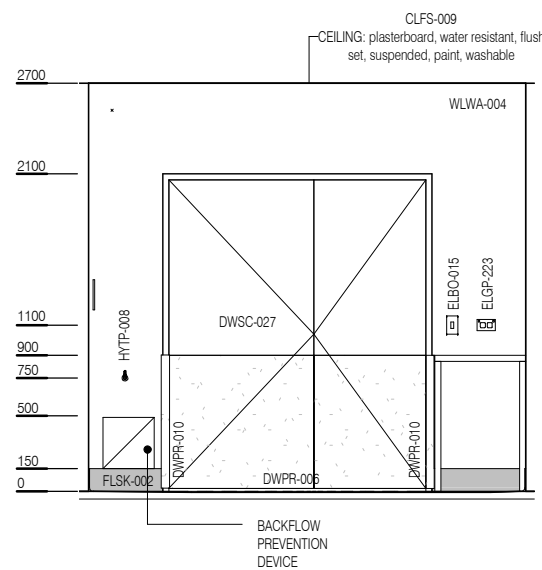
CODE	DESCRIPTION
DWPR-006	DOOR PROTECTION: protection plate, to 900 AFFL, PVC, prefinished
DWPR-010	DOOR PROTECTION: to door frame, PVC, prefinished
ELBO-015	SWITCH: light, single
ELGP-106	GPO: single, special, for equipment
ELGP-140	GPO: three phase, single
ELGP-223	GPO: emergency power, double, wall mounted
FLJO-020	BENCH: 600D, open under, laminate finish
FLGE-003	FLOOR FINISH: concrete, sealed, trowel
FLSK-002	SKIRTING: concrete, coved to 150 AFFL, sealed
FOBS-051	STOOL: mobile, adj height
HYDR-004	DRAIN: floor waste
HYGE-012	EQUIPMENT: water treatment plant
HYGE-016	PUMP: pressure booster
HYGE-019	WATER TREATMENT: brine tank
HYGE-020	WATER TREATMENT: carbon filter
HYGE-021	WATER TREATMENT: multimedia tank
HYGE-022	WATER TREATMENT: particle filter, 1 micron
HYGE-023	WATER TREATMENT: particle filter, 5 microns
HYGE-024	WATER TREATMENT: softener tank
HYTP-008	OUTLET: cold water
ITBU-002	ALARM: equipment monitoring, water treatment malfunction
WLWA-004	WALL FINISH: paint, acrylic, washable



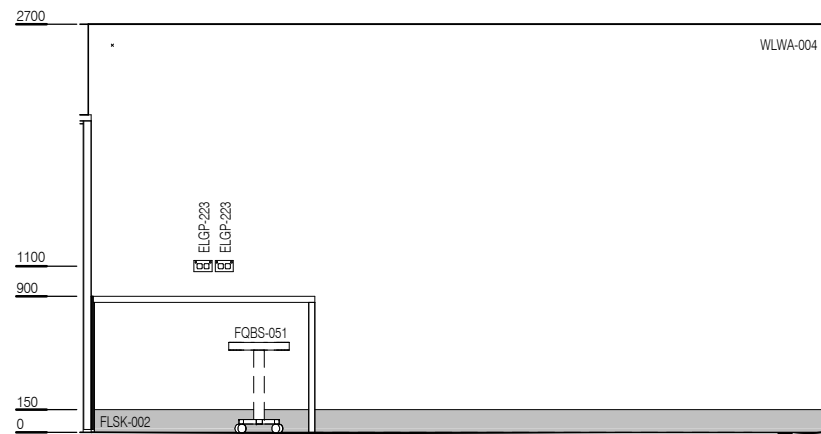
NOTE:
PLANT EQUIPMENT AND LAYOUT IS SUBJECT TO
MANUFACTURERS AND SUPPLIERS
SPECIFICATIONS

500mm MIN CLEAR ACCESS
ZONE AROUND EQUIPMENT

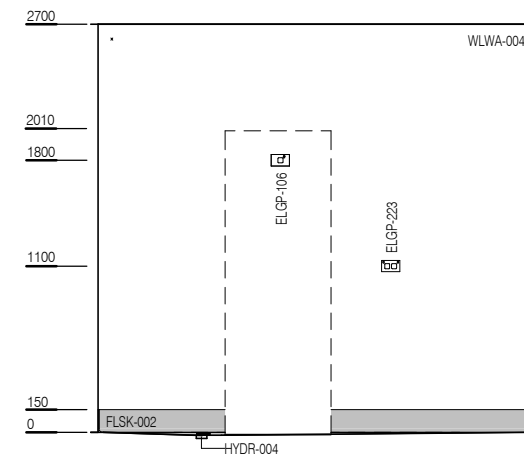
PLAN



ELEVATION 1



ELEVATION 2



ELEVATION 3



REV	DESCRIPTION	DATE
3	Coding and naming updated	20.03.2017

FOR GUIDANCE

SCALE	RLS Room Code	REV
1 : 50 @ A3	WTPL	3